



CLASS



A Day at the Beach

BOOKR Class Activity Tips

Run time: 3 minutes

Topic: environmental protection

Writer: BOOKR Kids

Vocabulary: glass, paper, tin, plastic

Illustration: Fanni Sipos

Grammar Structures: It is...

Narration: Caroline Boulton

Focus of the games: vocabulary
(labelling, grouping)

Ages: 6-10

Language level: beginner

Description: Three little friends go to the beach which turned out to be too dirty to enjoy. They decide to clean it up and put everything in the recycling bins.

Activity Tips

Dirty and clean

#vocabulary #cognitive skills

The teacher projects pictures which show dirty and clean places: a room, a beach, a kitchen, a park. The learners decide whether the space is clean or dirty. The teacher elicits the meaning of the two words "dirty" and "clean" by showing a picture of each notion as examples. "Is it clean?", "Is it dirty?" "It's clean.", "It's dirty."

Recycling

#cognitive skills #vocabulary

Ask the learners to come around the teacher's table. They touch every item and they say: "This is plastic." / "This is paper." / "This is tin." / "This is glass." (Learners don't have to name the items.) The items to group are: straw, plastic cup, plastic bottle, milk carton, newspaper, cardboard, aluminium can, steel can, jar, bottle.

Worksheet

#arts&crafts

When learners have acquired the concept of the four rubbish types, ask them to use the worksheet below. Ask them to cut out the rubbish pieces and to glue them on the bins.

Throw them away!

#vocabulary #language skills

The teacher places many scrunched up balls of used paper on the floor. T: This classroom is dirty. Let's clean it up! Let's pick up the rubbish! She gives the order "Pick them up." Then the students need to collect the balls as quickly as possible, who collects the most, wins. For the next order "Throw them away." the students need to throw the balls into a clean bin emphasizing the movement of throwing.



CLASS

True or false corners

#language skills

After reading the story, designate a “true” and a “false” corner in the classroom. Say sentences, and the learners’ task is to decide whether they are true or false by running to one of the corners. You can show them pictures if needed.

Example sentences:

- The children are at the beach.
- The children are in their rooms.
- The beach is dirty.
- There are three bins.
- There are four bins.

Drama play #language skills #personal skills

Create a mini-dialogue. Then, ask the learners to form pairs and to practise the dialogue. After the drama-play, the learners can vote for “Best English” and “Best presentation.”

Example dialogue:

- Hurray! Let’s go to the beach.
- Oh no! The beach is very dirty.
- Let’s clean it up.
- I can see four bins.
- Put the rubbish into the bins.
- The beach is now clean.
- Great job!

A tree from an egg carton

#arts&crafts



CLASS

Create a tree together from recycled material. The only thing that you are going to need is a big cardboard and egg carton. Cut the egg carton into pieces, give one for each of your learners. Children can pick a felt tip pen and colour it any colour that they'd like. Then, draw or paint the stem and glue the children's work on the top. Congratulations! You have just made a beautiful decoration from recycled materials.

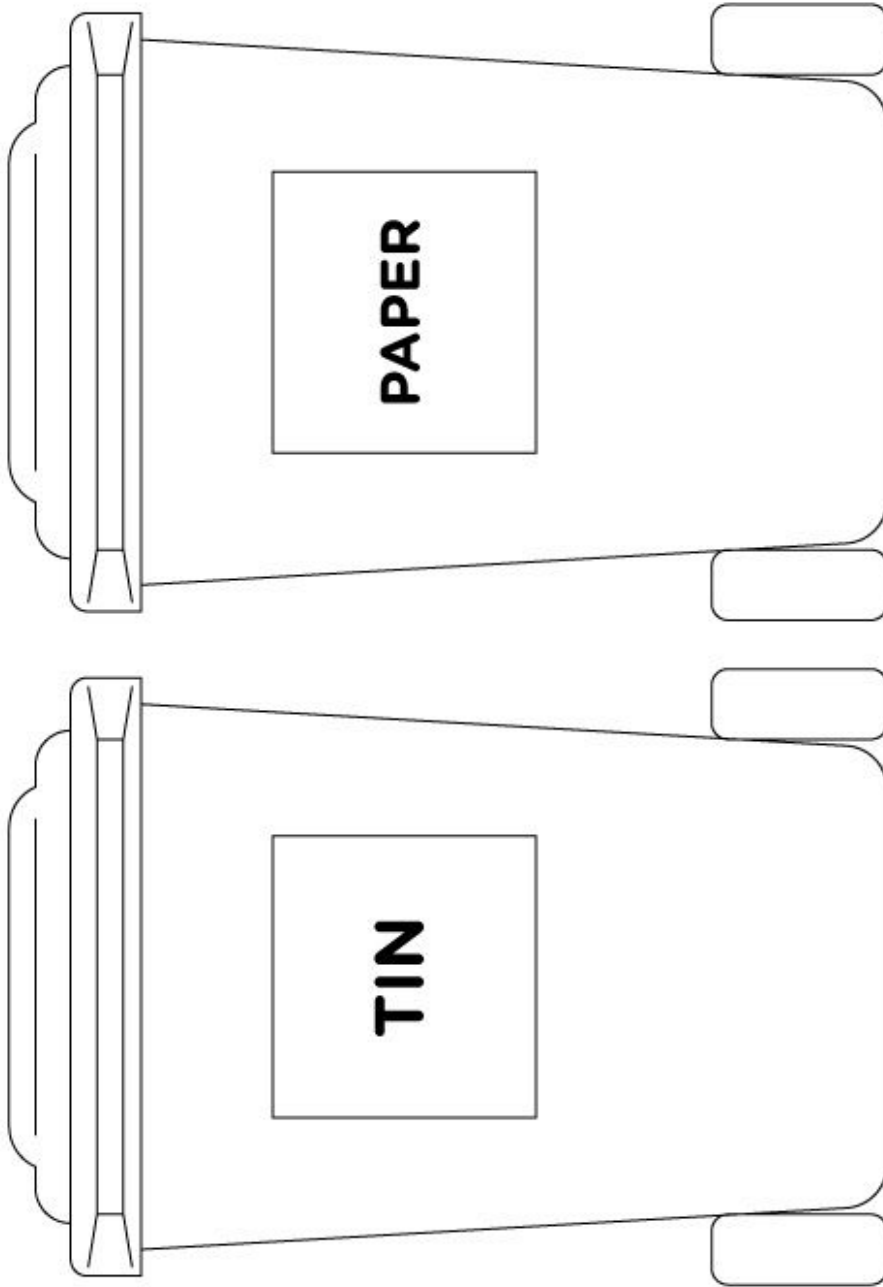
Countable or uncountable?

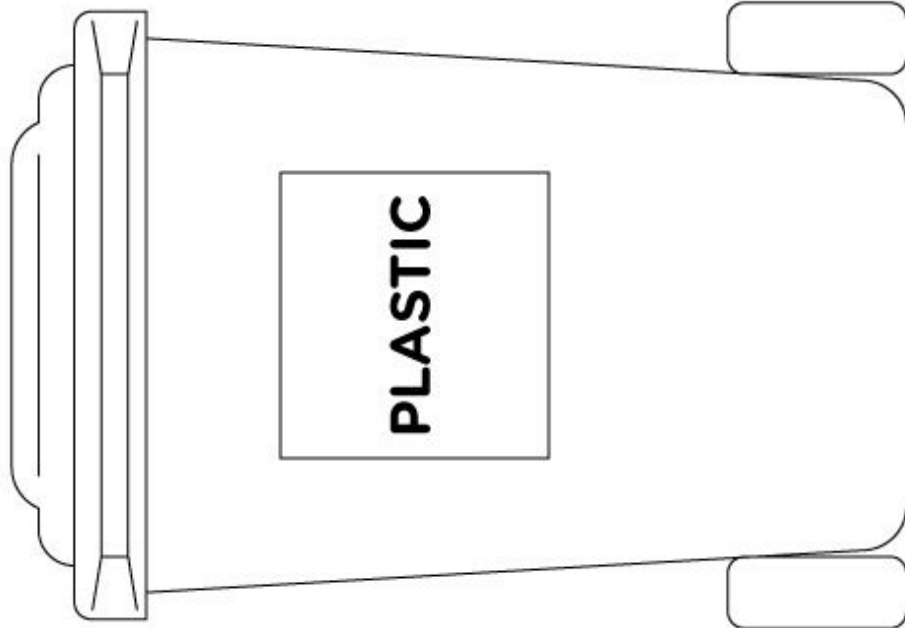
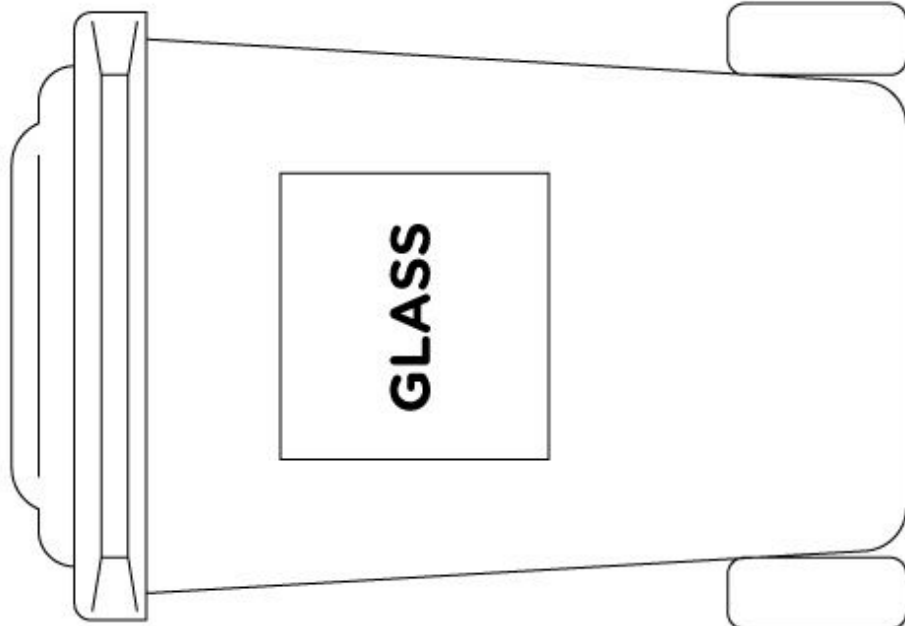
#grammar #vocabulary

If you would like to teach the concept of countable and uncountable nouns, materials and selective waste is a great way to do so. Collect nouns from the story and ask them to guess if we can count them or not. You can even highlight the differences between "paper" and "a paper".

With a beginner class, you can focus on the use of the articles "a", "an" and the determiner "some" based on the pictures.

COUNTABLE	UNCOUNTABLE
a beach a bottle a bin a newspaper (a paper) a can a blanket	rubbish plastic / glass / paper / tin sand water air fun





BOOKR

CLASS

