



Rain, Rain, Go Away

BOOKR Class Activity Tips

Running time: 2 minutes

Topic: weather

Illustration: Laura Sásdi

Vocabulary: rain, to go away, to play

Age range: 0-8

Grammatical structures: imperative

Language level: beginner

Focus of the games: vocabulary (rainy, sunny, cloudy, snowy), listening

Description: Oh no, I want to play but it's raining outside. Let's make the rain go away! Enjoy the song and learn about the weather with this popular nursery rhyme.



CLASS

Activity Tips

Classroom routine

#language skills #personal skills

Listen to the song and try to learn the lyrics. To understand its meaning, act out the song. Emphasise the movements of “go away” and “come.” Sing it every time it’s raining to create a routine in the classroom / at home.

You can always use the nursery rhyme to focus your students’ attention on each other and to establish the classroom atmosphere by asking your students to recite it off by heart. The challenge: one student can only say one word, two students cannot talk at the same time and they cannot follow an order (such as their place in the classroom or on the register). If they say a word at the same time, they need to start again. The teacher starts with “rain” and a student, who is brave enough, continues with “rain”... This activity will provide you with information about your students, namely their levels of confidence and cooperation.

Karaoke

#language skills

What’s more, you can use the karaoke version of the song which can also be found in the BOOKR Class application. Instead of “Little Johnny wants to play,” change the lyrics and use the name of your learners. Without a doubt they will be happy to be involved.

Describe the weather

#language skills

Learn short sentences describing the weather, for instance, “It’s raining,” “The sun is shining,” “It’s cloudy” and “It’s windy.” Create a classroom routine by asking your learners about the weather every morning and using the language in a meaningful way.



CLASS

Practising vocabulary

#vocabulary #cognitive skills

Put 3 pictures on the walls in the classroom, namely an umbrella, a rainbow and a coat. When you say, "it's freezing," the learners have to run to the coat to be safe. When you say, 'it's raining," their task is to run to the umbrella. Any other pictures and sentences can be added, this depends on your learners' language level. Even a short story can be shared about the weather and while listening, your learners can run to the given pictures. This task develops your learners' listening as well as cognitive skills.

Weather compass

#arts&crafts

Create a weather compass with your learners. All you need is a paper plate, a stud, an arrow-shaped piece of paper and some coloured pencils. Start by drawing some types of weather on the paper plate that you have previously agreed upon, for instance, rainy, windy, cloudy and sunny. Then, poke a hole in the middle of both the paper arrow and paper plate before inserting the stud. This will allow the arrow to move freely. Set the weather and create sentences.

Activity game

#language skills #personal skills

Ask your students to act out different weather conditions without speaking or using realia. You can create word cards which they can pick from if you want to practise specific vocabulary. While one student is acting out the weather, the other students need to guess what it is, perhaps even the whole sentence, or ask questions to find out the right answer. You can include expressions related to extreme weather for a more advanced group such as "earthquake," "tornado" or "snowstorm." If necessary, go through the word cards together before starting the game.

Alternative for more advanced learners

#grammar

To practise sentence construction, you might want to draw their attention to the differences between word families. Ask your students to group or pair up the following sentences. Are the words adjectives, verbs or nouns?

It's rainy.	It is raining now.
It's windy.	The wind is blowing now.
It's sunny.	The sun is shining now.
It's snowy.	It is snowing now.
It's cloudy.	There are clouds in the sky.
It's stormy.	There is a storm now.

Imperative Sentences

#language skills #personal skills

With younger learners, this song is a great means of teaching the imperative sentences "Go away," "Come back," "Come in" and "Let's go." These four sentences are easy to present with the help of gestures that prompt the students to move in the classroom according to the instructions. You might want to use sentences to create the context:

- "Come back." - I love you. Help me, please. Let's play. You forgot your book. Here's your test.
- "Go away." - You aren't nice. Don't scream. I don't like you. This is not your place.

You can ask your students to answer together, work in pairs to make it more communicative or sit down when the answer is "Go away" and stand up if it's "Come back."



CLASS

Changing context

#arts&crafts

You can encourage your students to come up with another context for the sentences in the nursery rhyme ("Go away." "Come again another day." "Little Johnny wants to play.") Ask them to draw a different situation in which the sentence could be used or let them act out a scene using these expressions.

Memory game

#cognitive skills #vocabulary

Use the memory game below. Cut out the cards and learn the words through this activity.

What's the weather like?

#arts&crafts #vocabulary

Print out the worksheets below. Now it's the students' turn to decide what the weather is like. Ask them to cut out the cards and glue them on the printable landscape. Then, put their work on the board and ask them what the weather is like in their pictures. The others' task is to find out which picture the artist is talking about.

RAINY

SNOWY

COLD

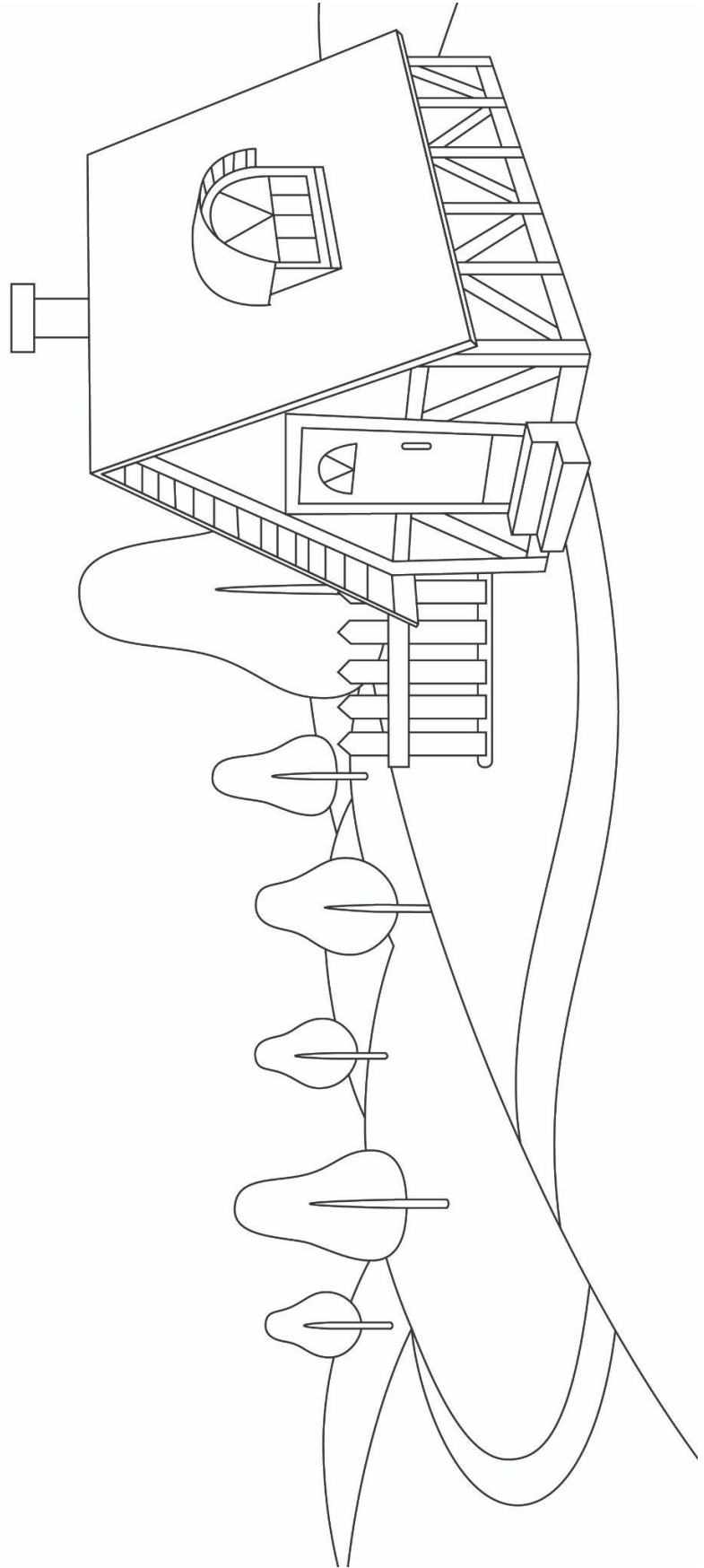


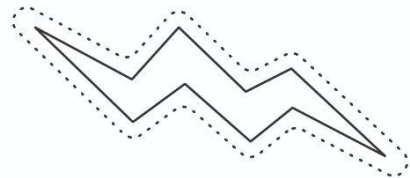
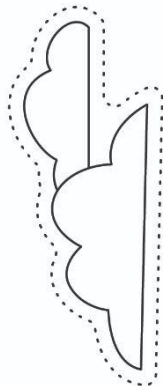


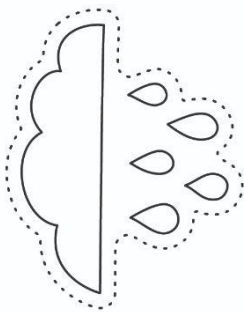



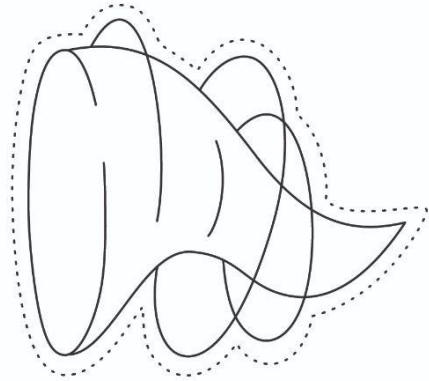
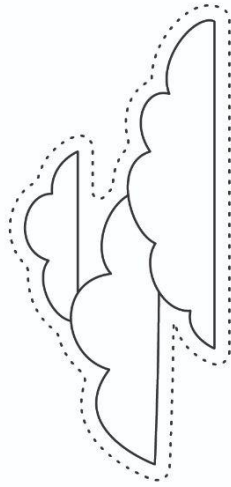
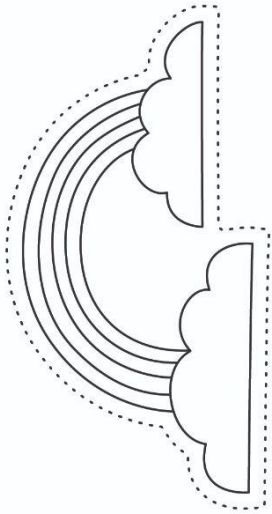
SUNNY

CLOUDY

HOT







BOOKR

CLASS