

CLASS

BOOKR Class User Guide

# Contents

Navigate easily in the BOOKR Class User Guide by clicking on the chapter titles.

## BOOKR Class Library Application

### Downloading the App

#### [Student version](#)

- [Login with a student code](#)
- [First Login](#)
- [Library view](#)
  - Main page
  - Menus on main page
- [Opening a book](#)
- [Reading a book](#)
- [Educational Games](#)
- [Recommendations, coins and badges](#)
- [Search Options](#)
- [My Profile](#)
  - Child Dashboard
  - Lexile Placement Test
  - Settings
  - Manage Storage
  - Help
  - App Intro

#### [Teacher and Parent View](#)

- [Login](#)
  - Select or Add Profile
- [Registration Process](#)
  - Add Your Child
  - Subscriptions
- [Choose profile](#)
- [Library View](#)
- [Search Options](#)
- [My Profile](#)
  - Child Dashboard
  - Edit Child Profile
  - Add or Remove a Child
  - Logout
  - Subscription
  - Settings
  - Help
  - Tutorial

## Teachers' Dashboard

### [Opening the Teacher's Dashboard](#)

#### [Students](#)

- Student Import
- Student's Profile
  - Lexile Test Assignments
  - Book Assignments
  - Add or Revoke License
  - Level Hiding

#### [Licenses](#)

#### [Statistics](#)

- Student's Individual Statistics
- School Book Statistics

#### [Books](#)

- Assign Books

#### [Flashcards](#)

#### [Songs and Karaoke](#)

#### [My Profile](#)

#### [Help Center](#)

#### [Logout](#)

# Downloading the BOOKR Class Library App



GET IT ON  
Google Play



Download on the  
App Store




Get it from  
Microsoft



Download on the  
Mac App Store

# The BOOKR Class Library Application

Student version





# Login with a Student Code

Parents and Teachers can log in with the email address and password they used during registration.

For more information go to [page 29](#).

Sign In

Sign in with username or email

Username or email\*

Password\* show

[Forgot password?](#) [Sign In](#)

OR

[Sign In With Student Code](#)

[Sign In with Plurall](#)

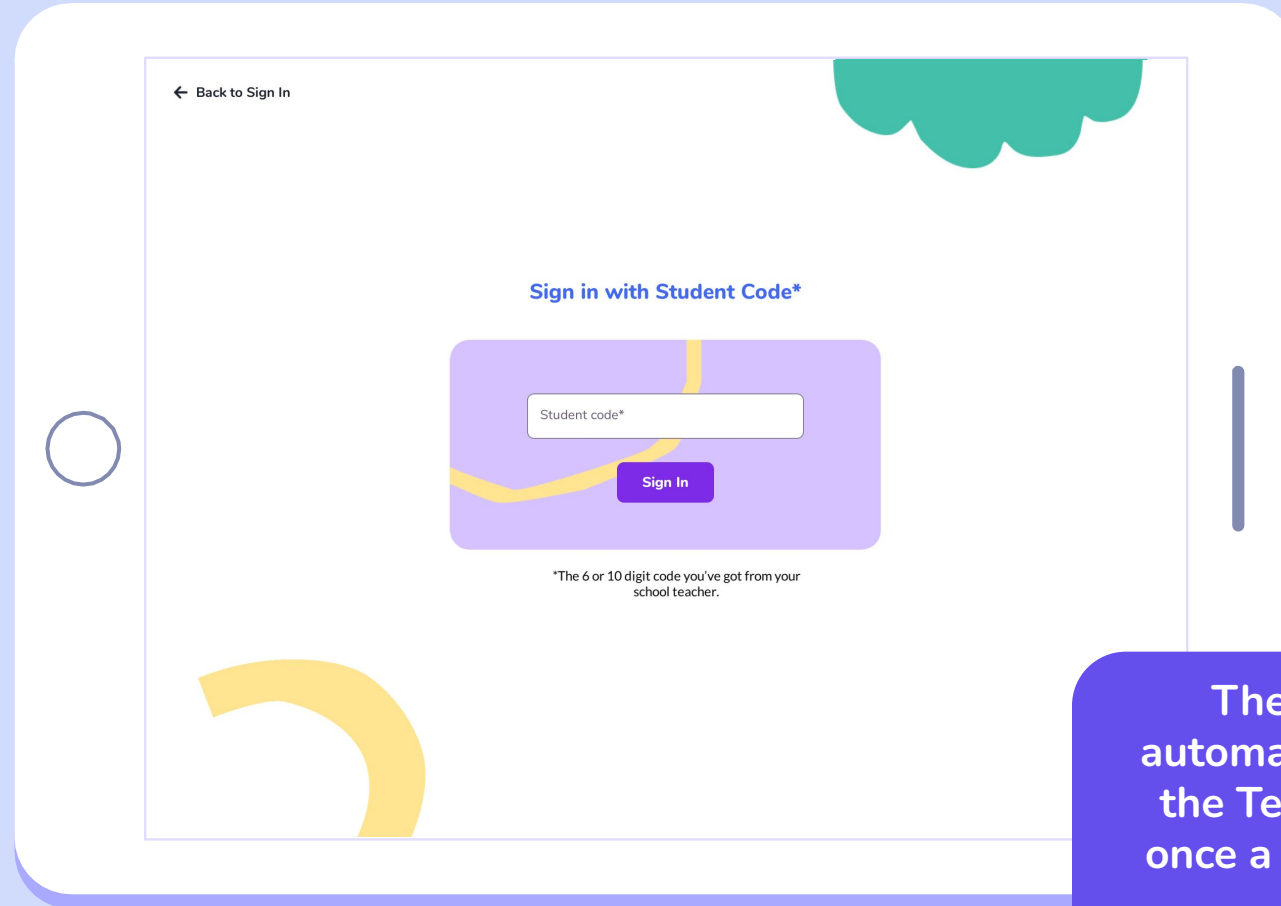
[Sign In with Classera](#)

New? [Sign up](#)

[Skip ->](#)

Students can log in with their individual 10-digit **student code**.

# Login with a Student Code

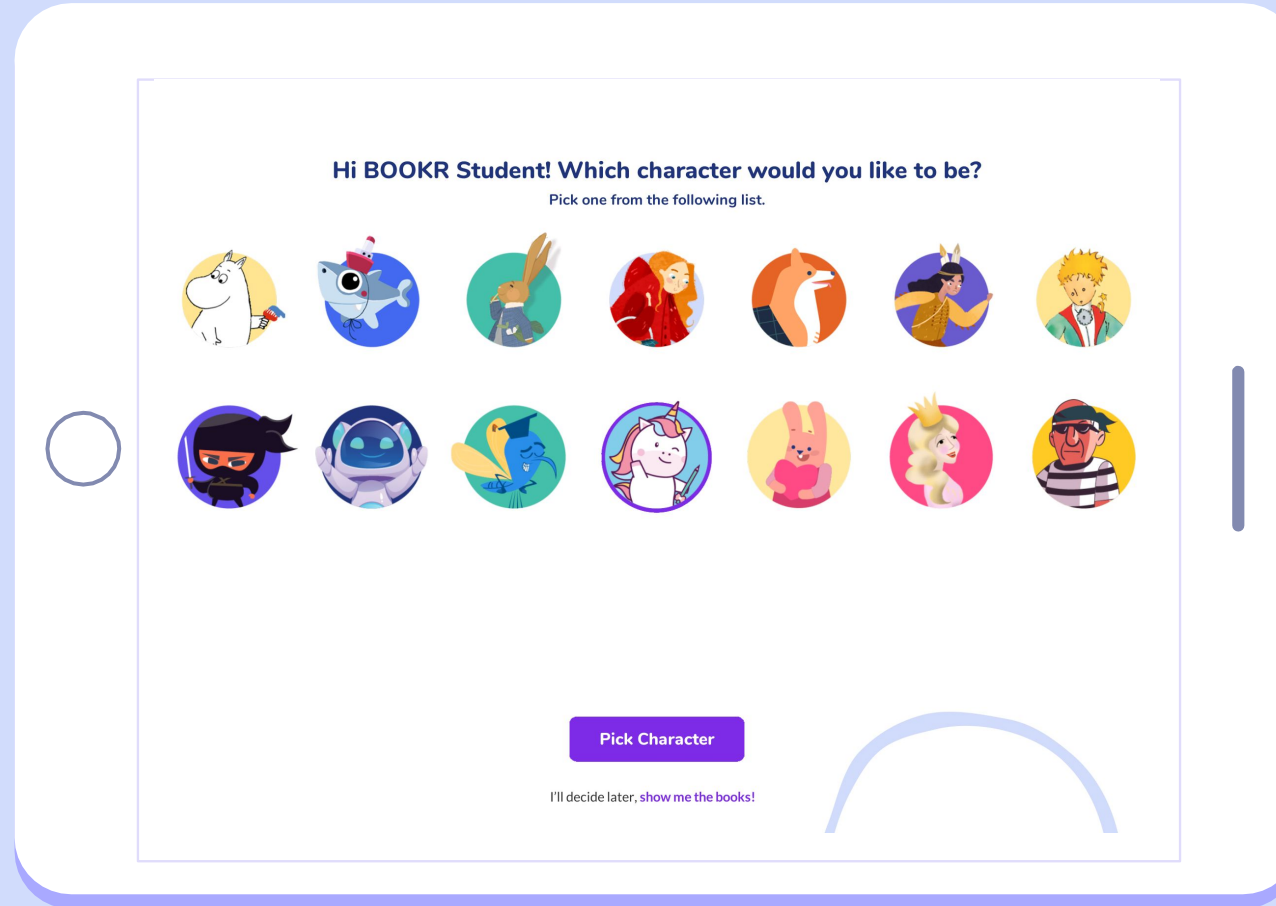


The student code is automatically generated in the Teacher's Dashboard once a student is added to the school.



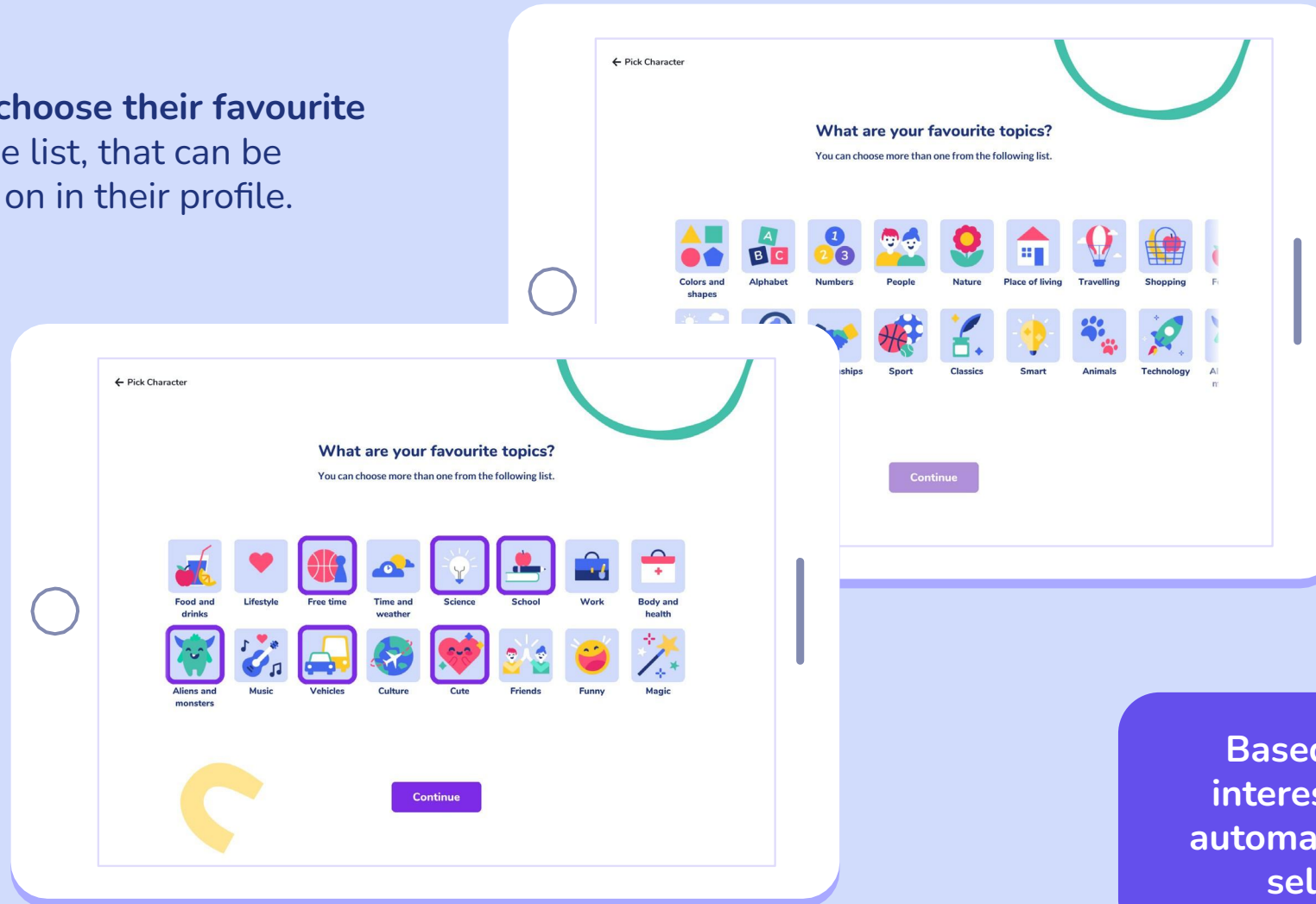
# First Login | Step 1 - Select your Avatar

When students log in for the first time, they can choose an avatar as a profile picture, which they can modify later on.



# First Login | Step 2 - Choose your Interests

Students can **choose their favourite topics** from the list, that can be changed later on in their profile.

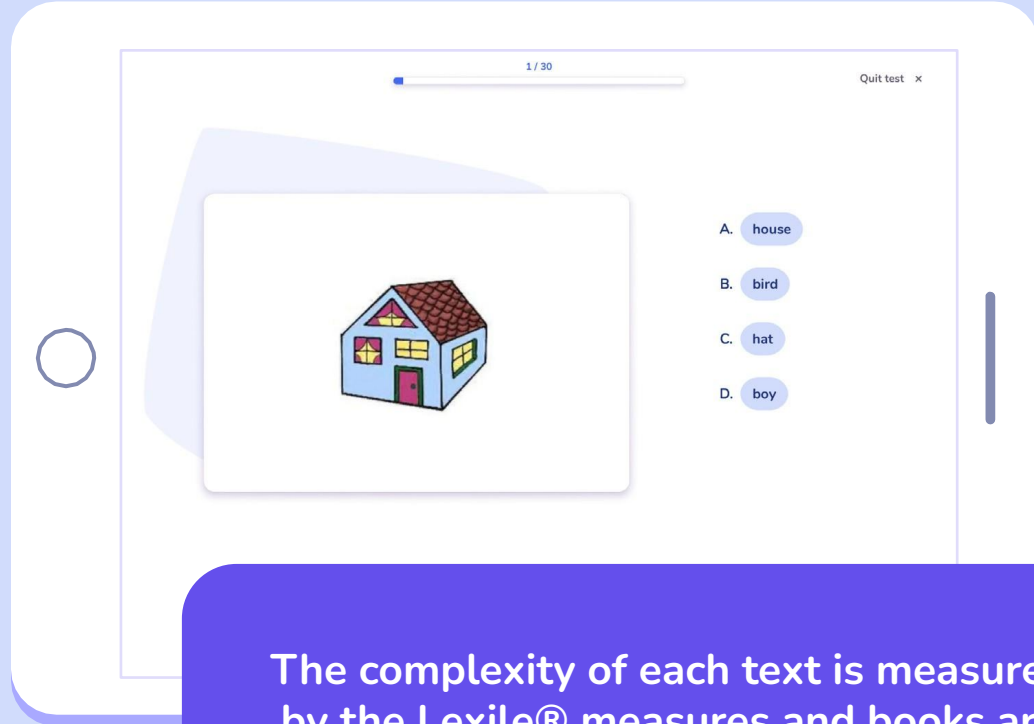
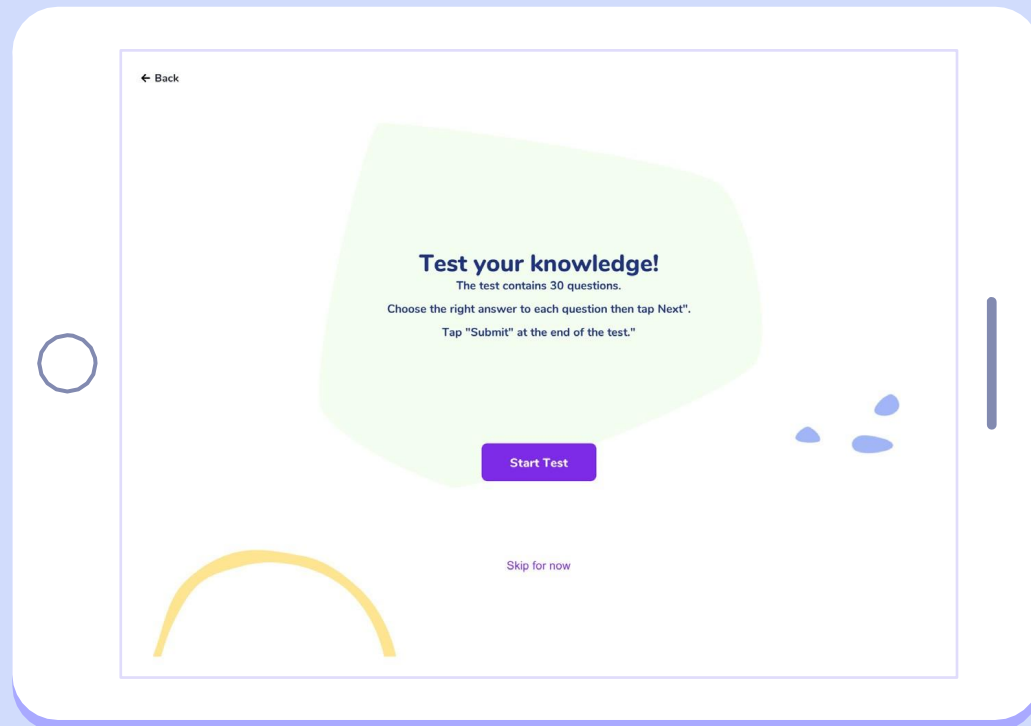


Based on their selected interests, the system will automatically recommend a selection of books.



# First Login | Step 3 - Lexile Placement Test\*

Students can take the **Lexile Placement Test** by filling out a 30-question test to assess their reading skills. If they skip the test, they can complete it later from their profile.

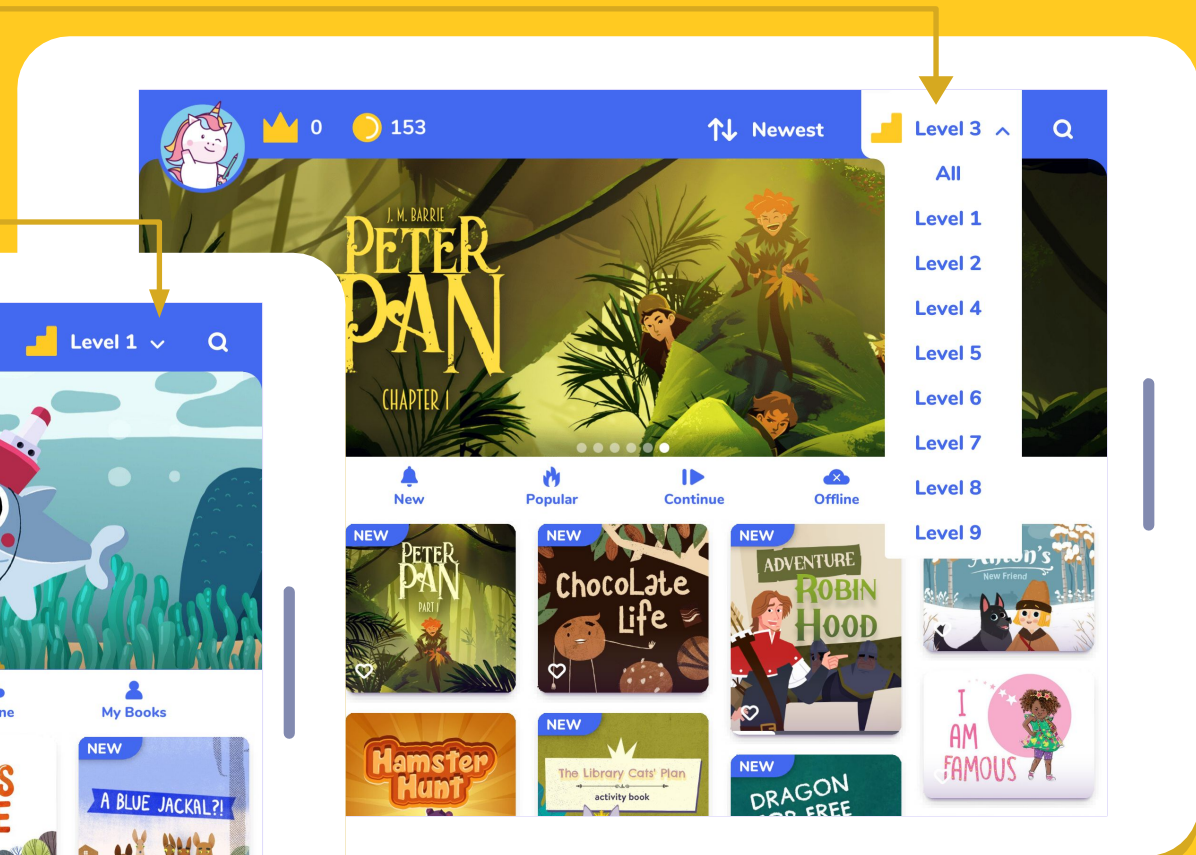
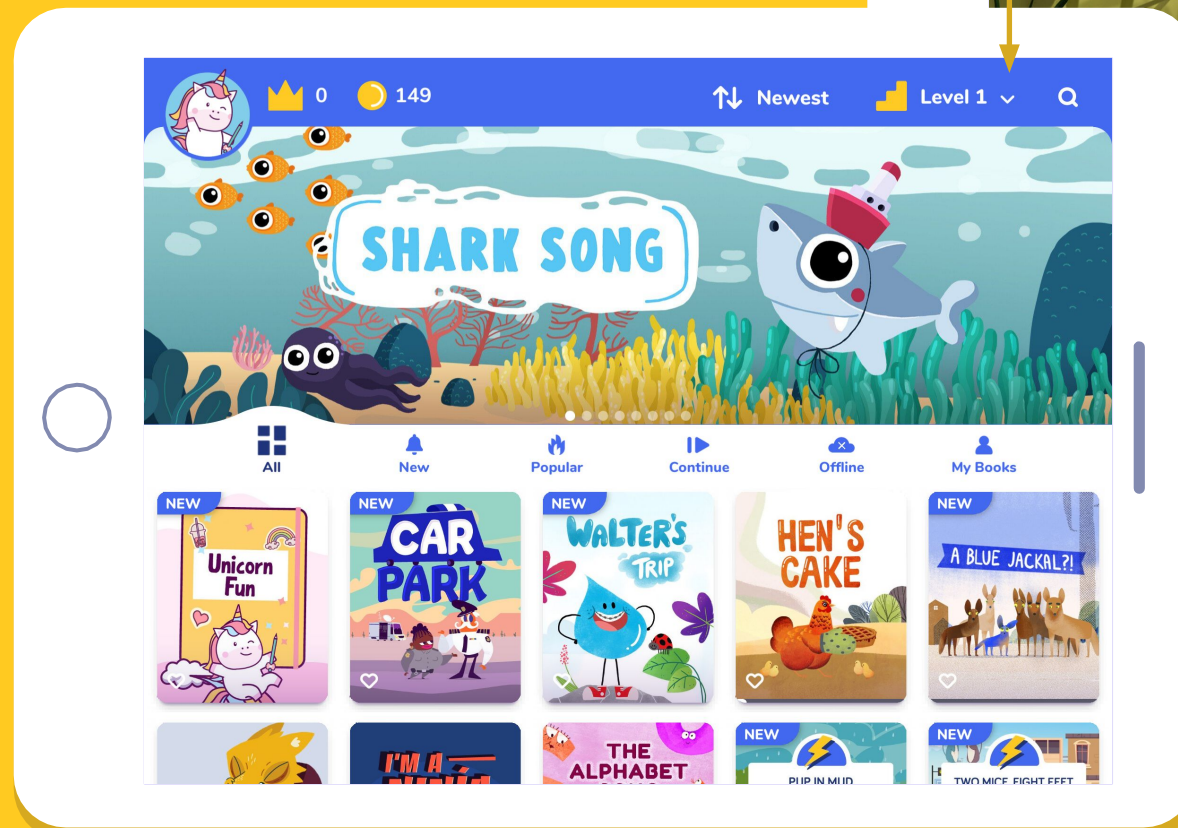


The complexity of each text is measured by the Lexile® measures and books are organized based on these scores. This scoring system is able to test students' skills as well. By completing the Lexile test, BOOKR directs students to the most relevant BOOKR Class level.

\*This feature is not available for every school.

# Library view | Students | Main Page

Students are either automatically taken to a level based on their Lexile measure, or they can freely browse and select a level.



We continuously add new books to the Library. They are marked with a 'NEW' badge and can be found under the 'New' filter.



Reading streak

Coins

Book order

Account details and settings can be found here.

Tap the magnifying glass to reach the search options.

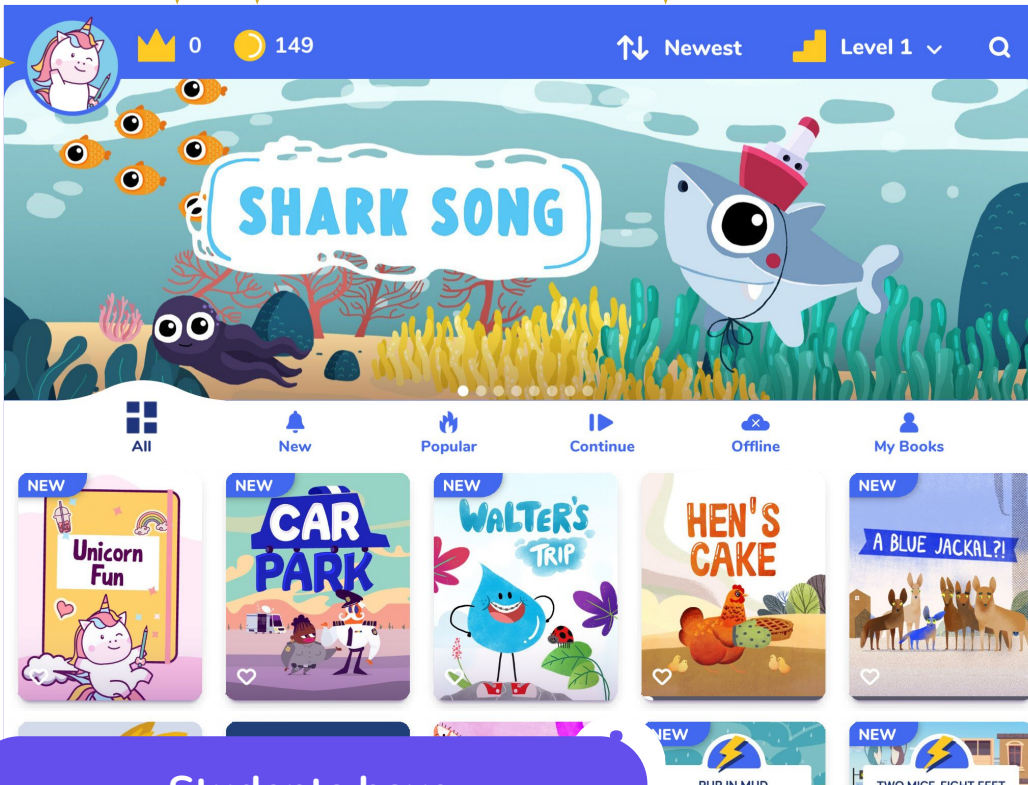
Slideshow with book recommendations, tap the image and read the book.

## Coins:

Students can collect coins by completing the books.

## Reading Streak:


Consecutive days spent with reading in a row (minimum 20 mins/day).



Students have restrictions in their Profile management, e.g. they cannot manage subscriptions.

## Book order:

Choose the appearance of the books: from newest to oldest, oldest to newest, A to Z or Z to A.



Latest additions to the Library.

Most popular titles in the Library.

Books started, but haven't finished.

Downloaded books that are available without internet connection, as long as the user's subscription is valid.

Books assigned to the student by their teacher.



# Opening a Book

Tap any book in the library and the book info page will appear.

Book cover

Similar books based on the level and interest of the student

BOOKR Class level      CEFR level

The screenshot shows the book details page for 'A Frog's Life'. At the top, there's a back arrow and a book cover. Below the cover, it says 'Similar' and shows three book thumbnails: 'A Frog's Life', 'Olin's Secret', and 'Learning with Chinese Characters'. To the right of the cover, there's a section with icons for 'Level 2', 'pre-A1', '4' coins, and '02:59' read time. Below this is the book title 'A snail hears a strange sound... What is that? It's time for the snail to meet a new animal!' and the author 'Author: Aniko L.'. At the bottom, there's a book rating of 4.5 stars and a purple 'Play' button with a snail icon.

Level 2    pre-A1    4    02:59

A snail hears a strange sound... What is that?  
It's time for the snail to meet a new animal!

Author: Aniko L.

Book rating      Collectible badge

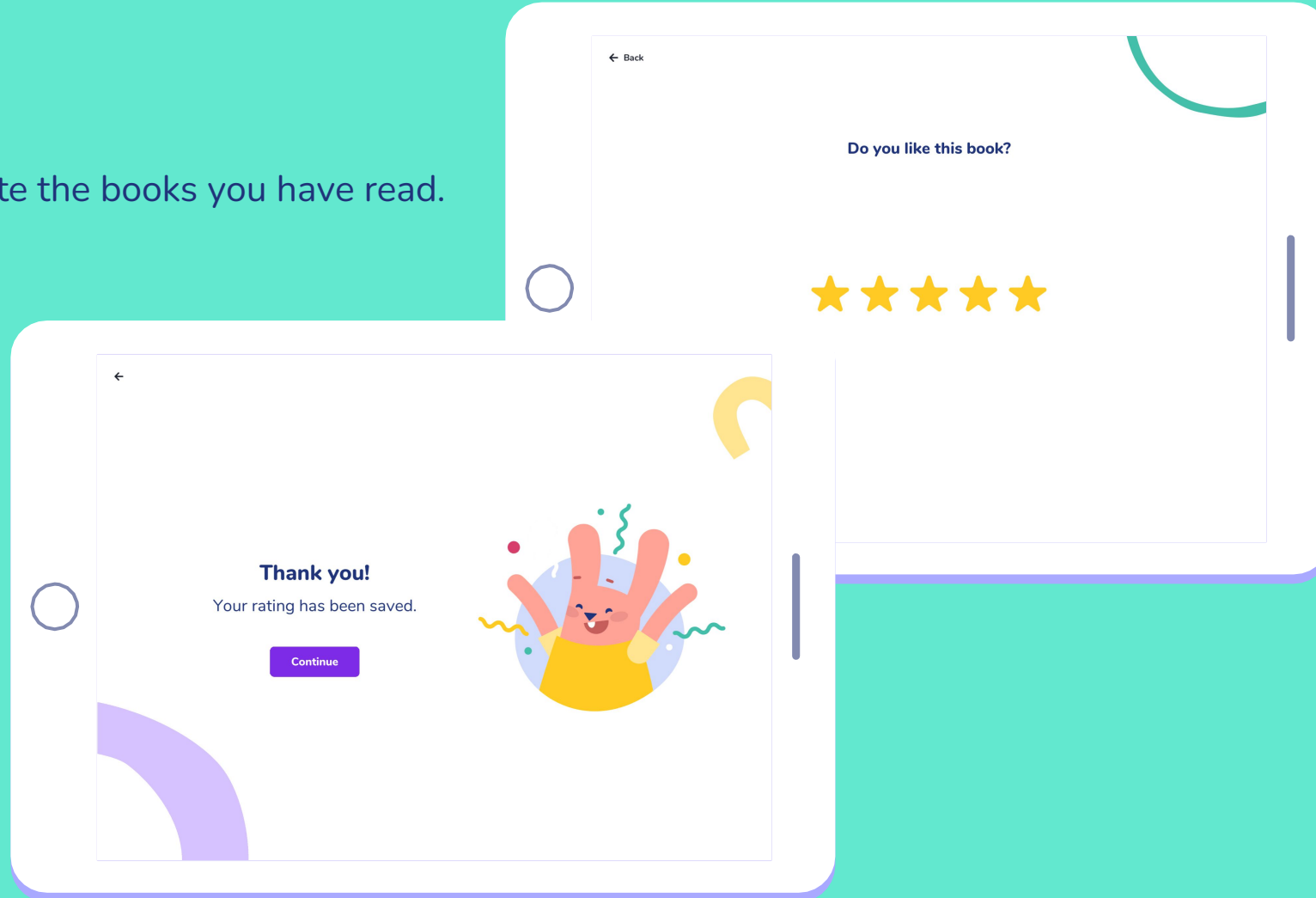
Number of coins the student can earn by reading the book

Read time

Purple "Play" button to download and play the book

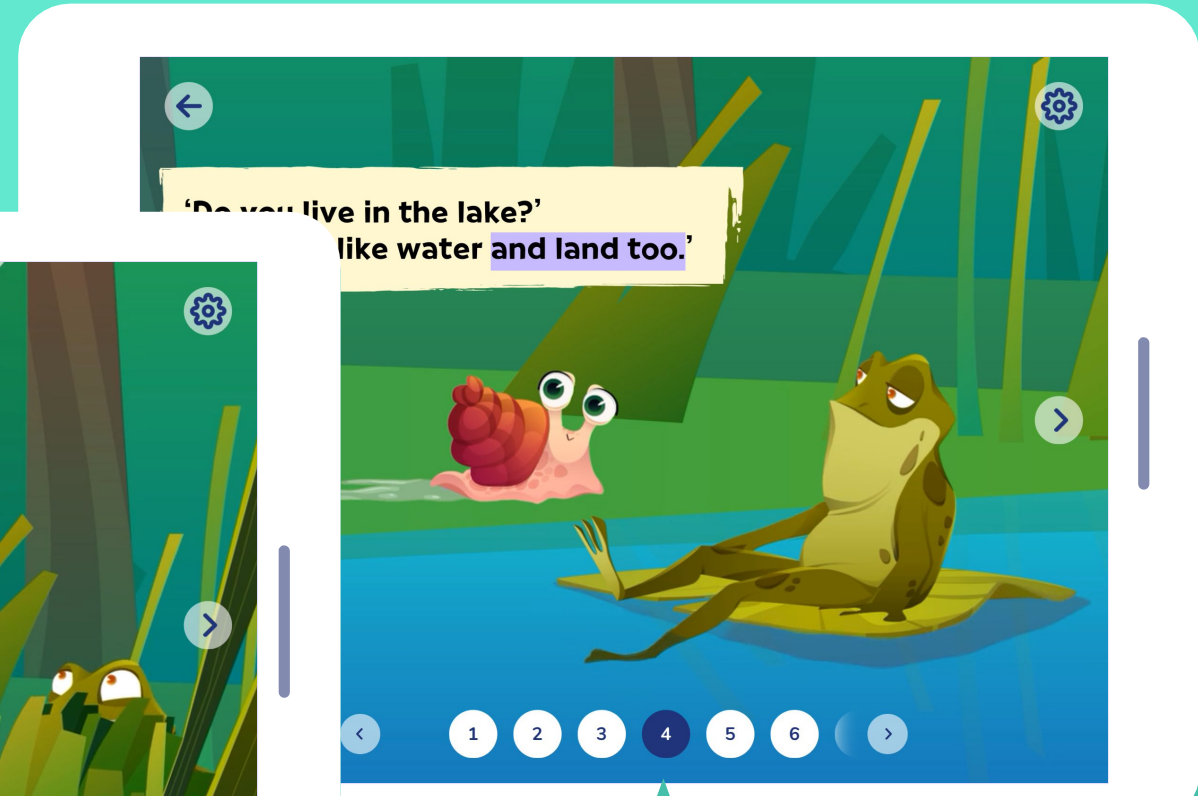
# Rating a Book

Rate the books you have read.



# Reading a Book

Pause

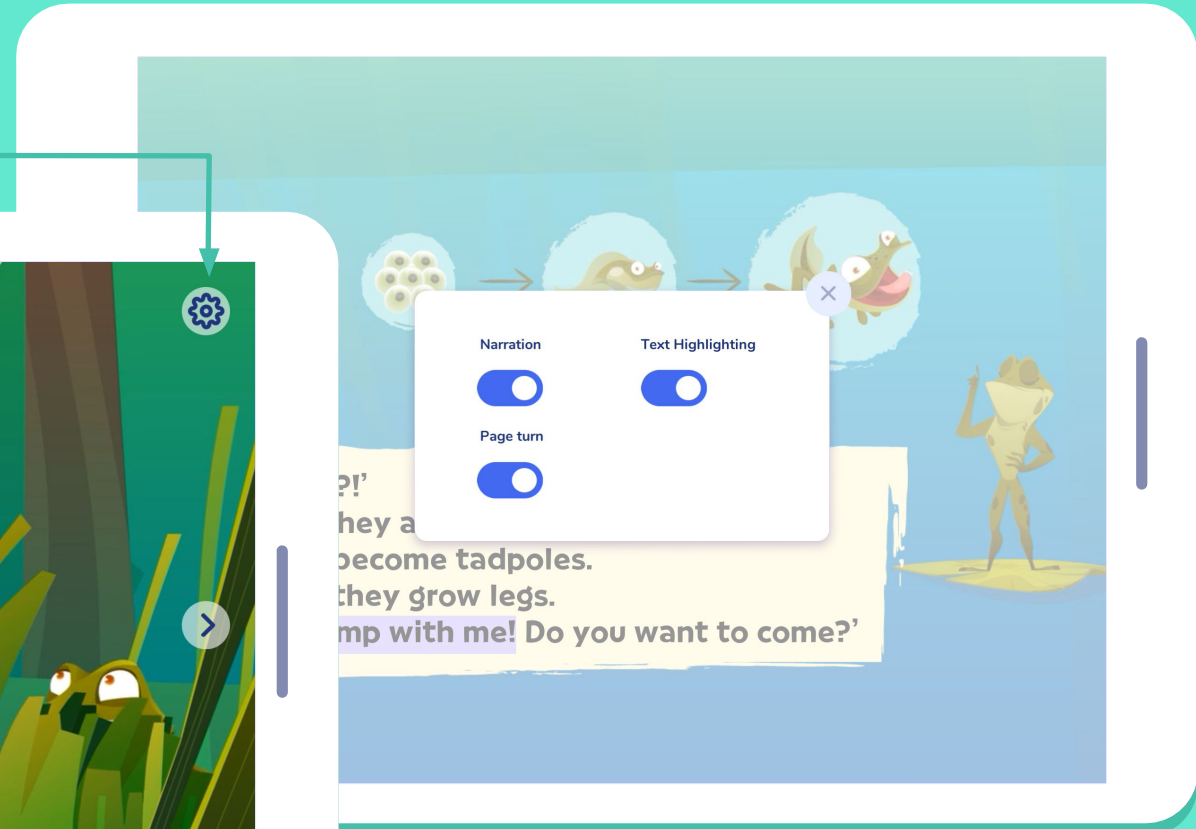


Navigating  
among  
pages

BOOKR Class is  
completely ad-free  
and safe for  
children

# Reading a Book

Customize the reading experience and turn **'Text Highlighting'**, **'Narration'** and **'Page turn'** on / off.

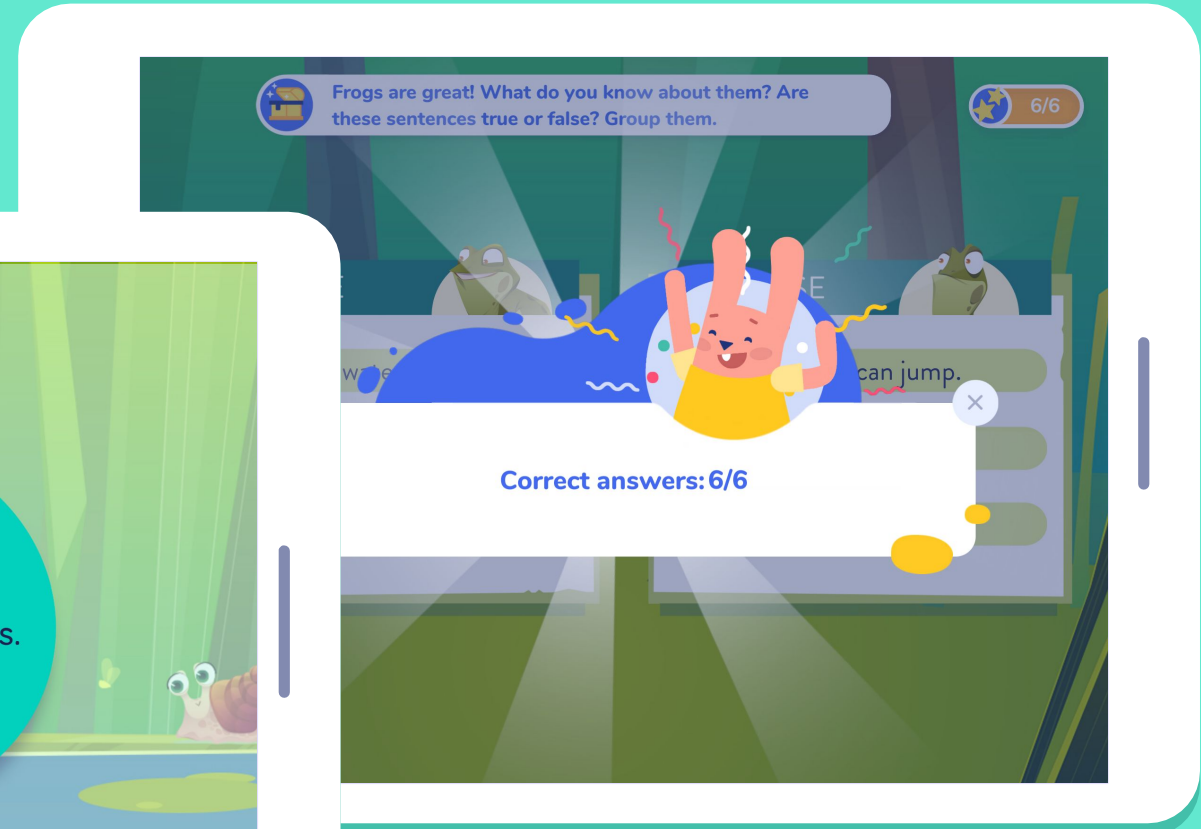


# Educational Games

BOOKR

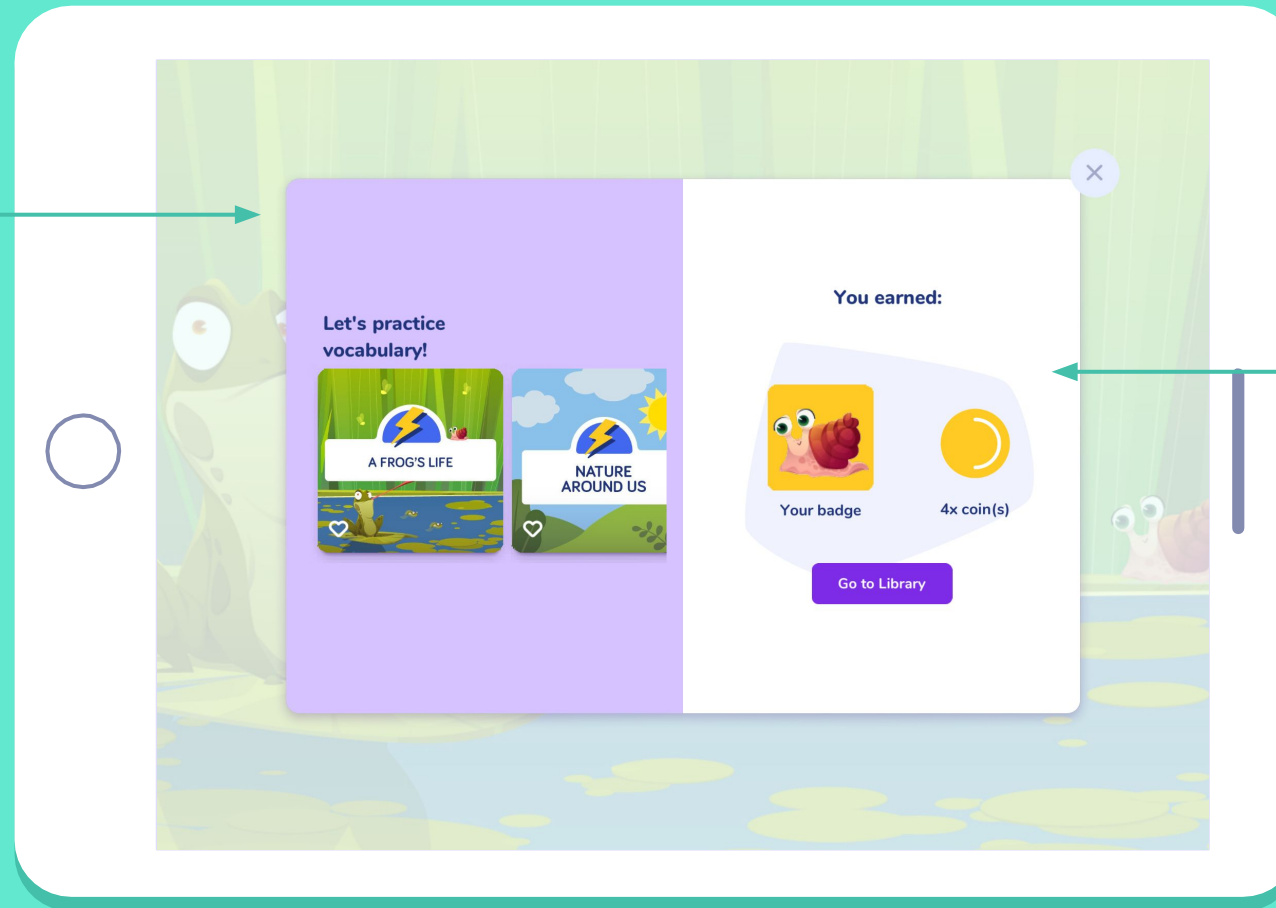
CLASS

At the end of each book, students find follow-up **educational games**.



# Recommendations, Coins and Badges

At the end of each book students receive book **recommendations** based on their level and interest.

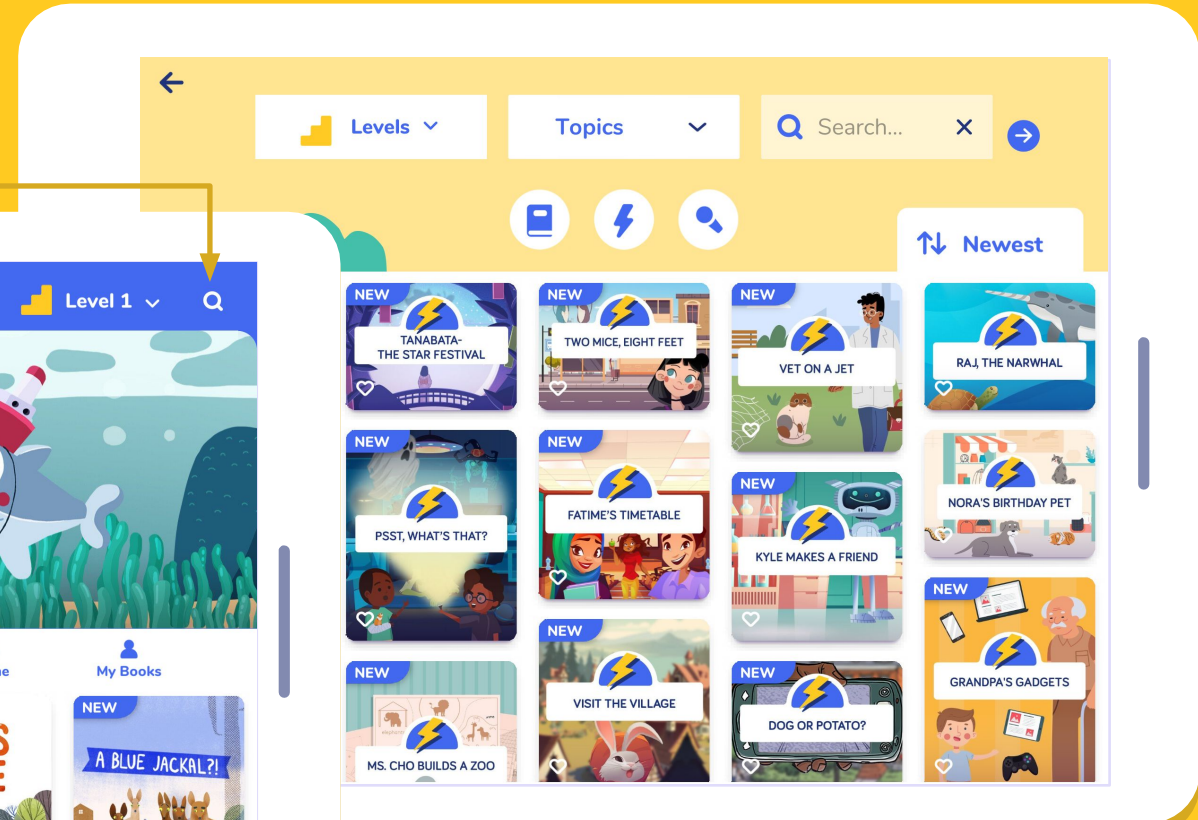
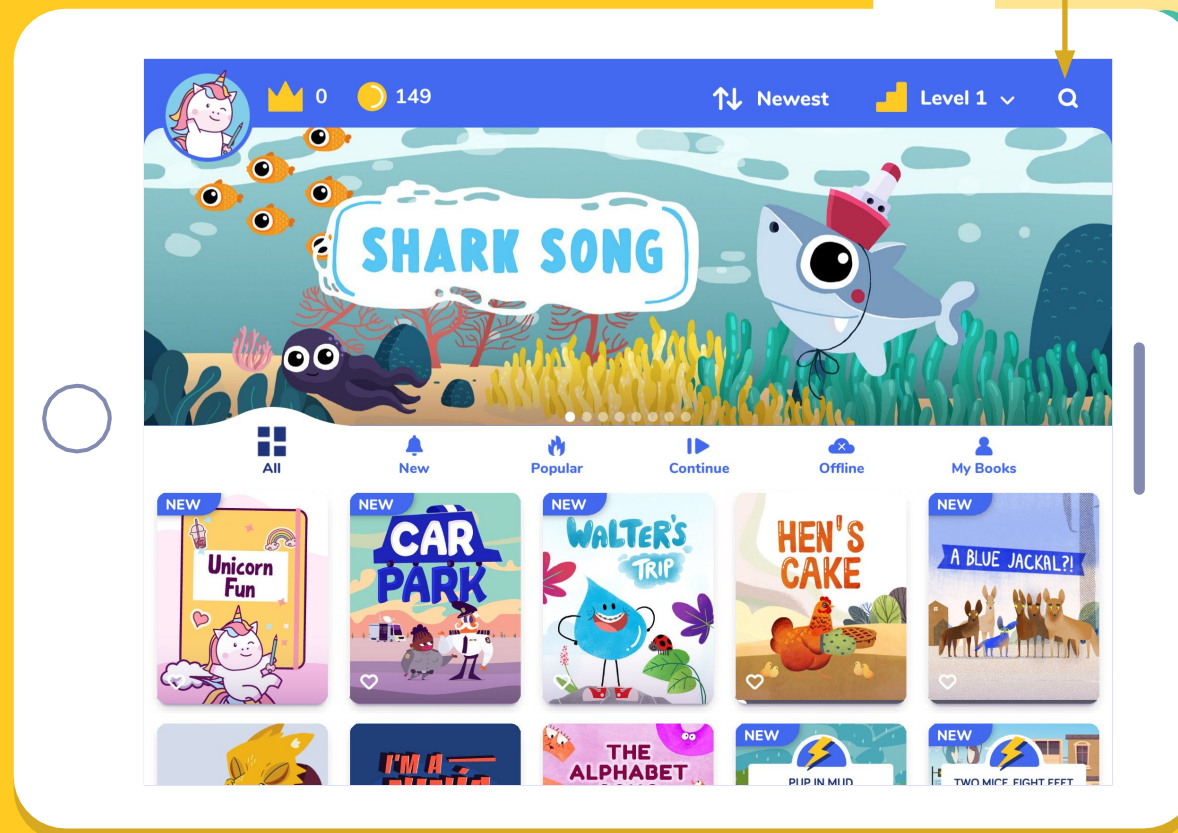


Students also earn **coins and badges** after reading each book to motivate them to read more. They can track them in their profile and on the main page.

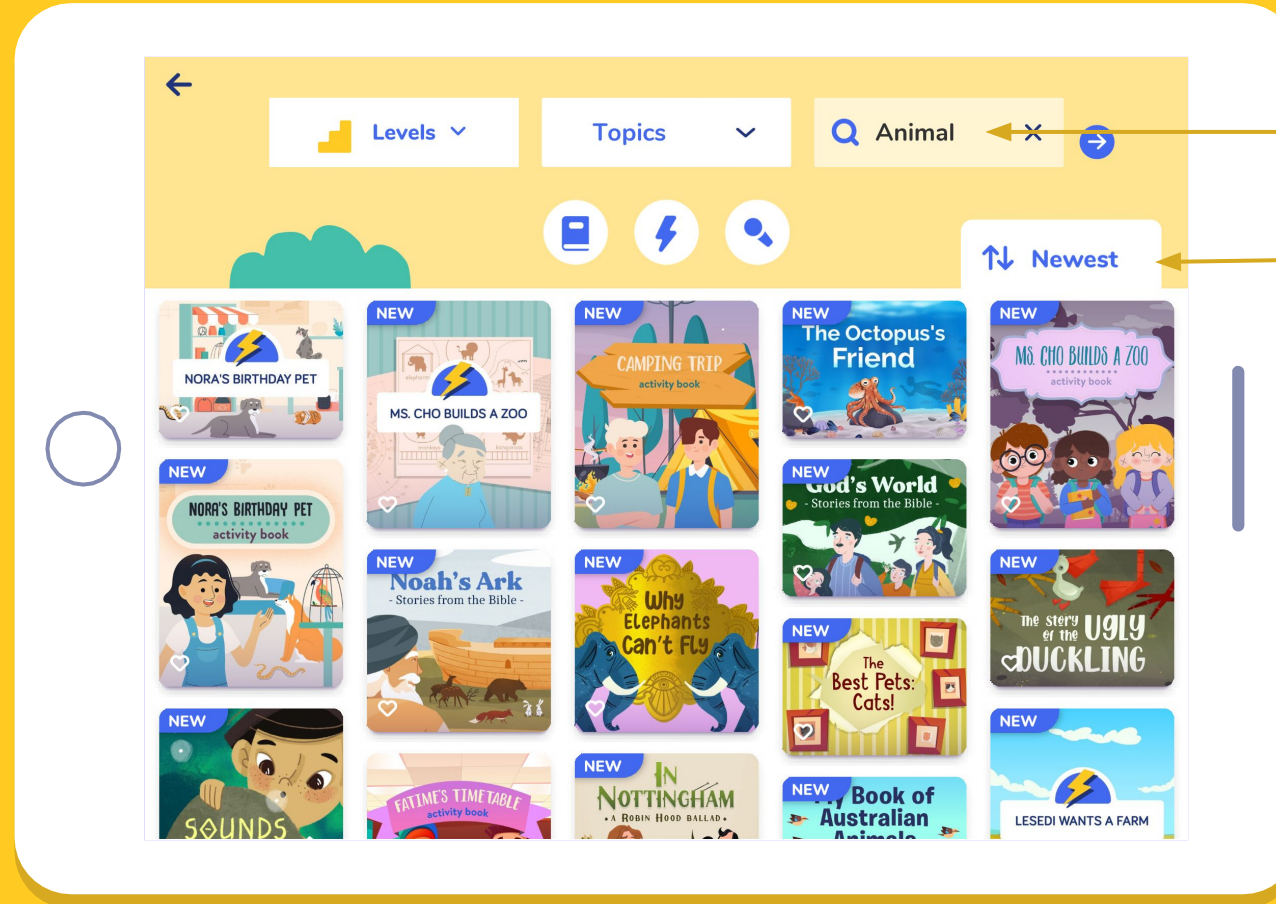


# Search Options

Tap the magnifying glass to search for specific books.



# Search Bar



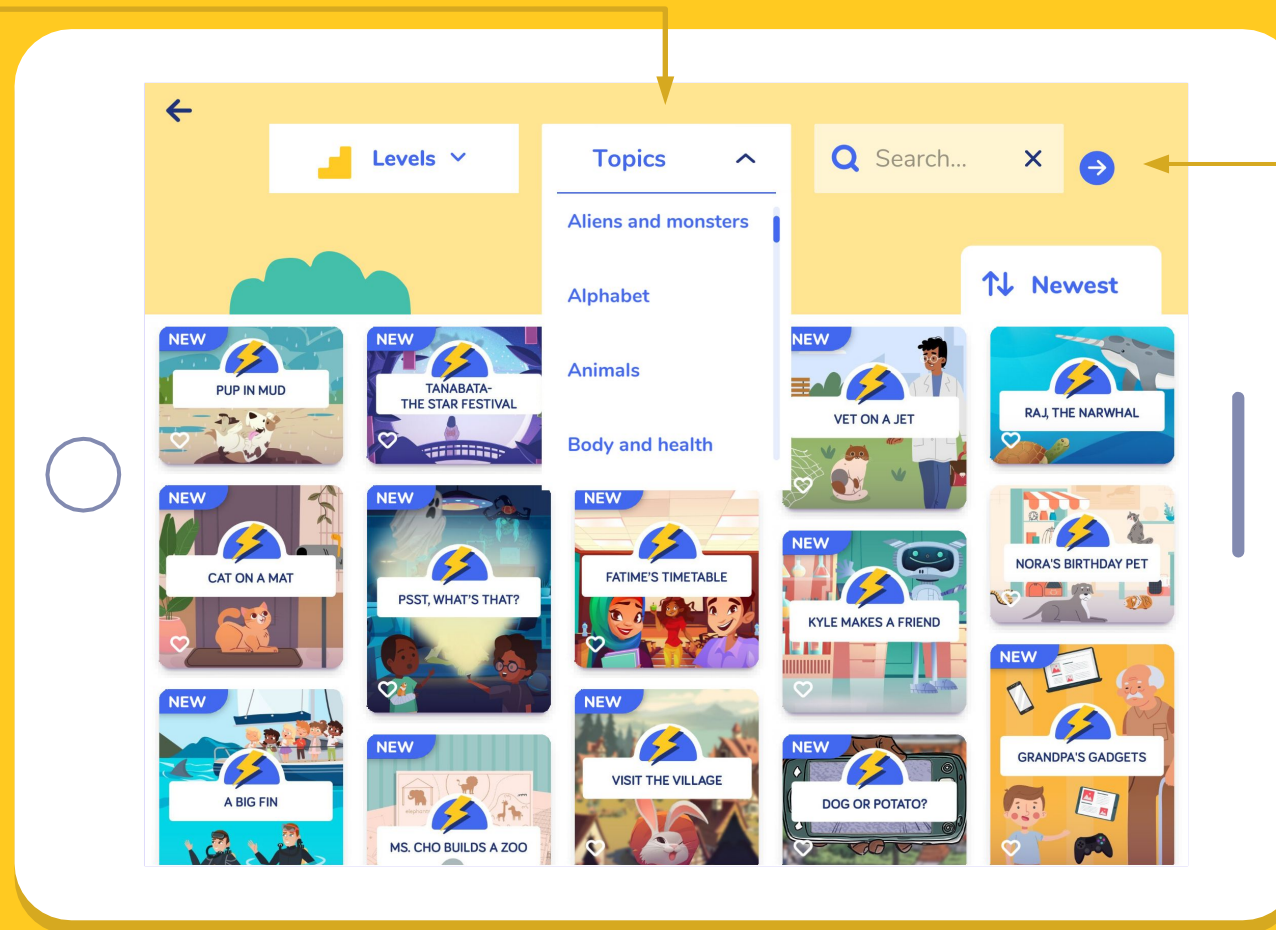
Type a keyword in the search bar and tap the blue arrow. The app will list all books related to the keyword.

Choose the **appearance** of the books: from newest to oldest, oldest to newest, A to Z or Z to A.



# Filter by Topic

Filter books based on topics. Open the dropdown menu and choose a topic. Then tap the blue arrow.



Tap the blue arrow to start a search.

# Books, Flashcards or Songs and Karaoke

**Search** for Books, Flashcards or Songs and Karaoke.



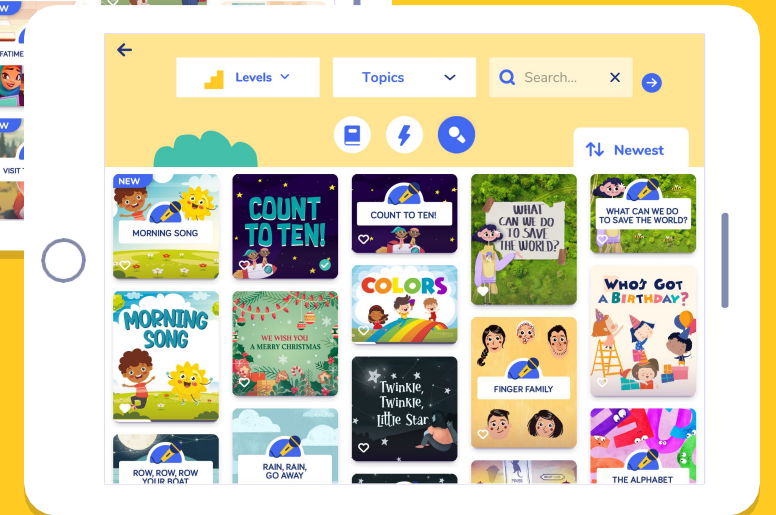
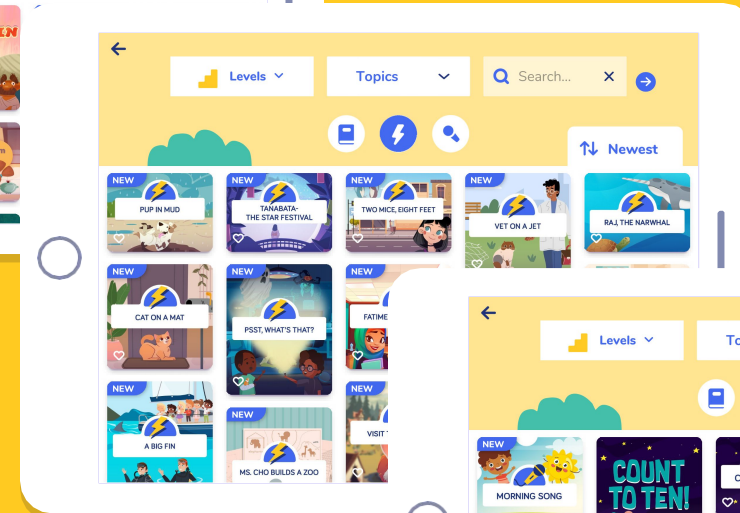
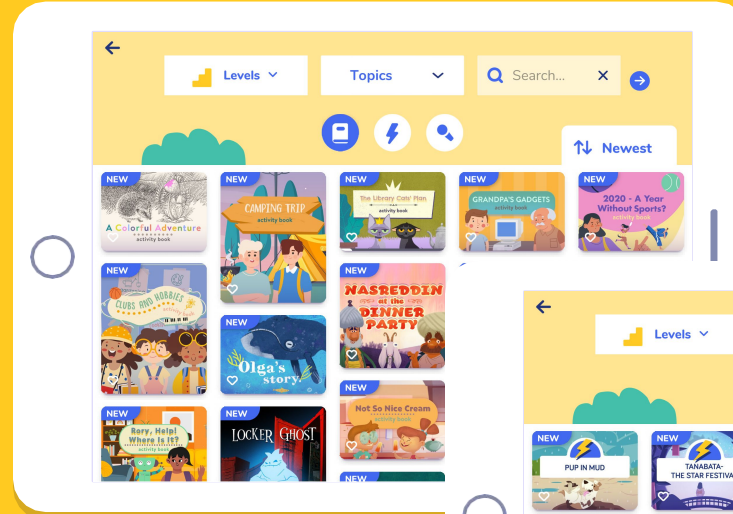
Books



Flashcards

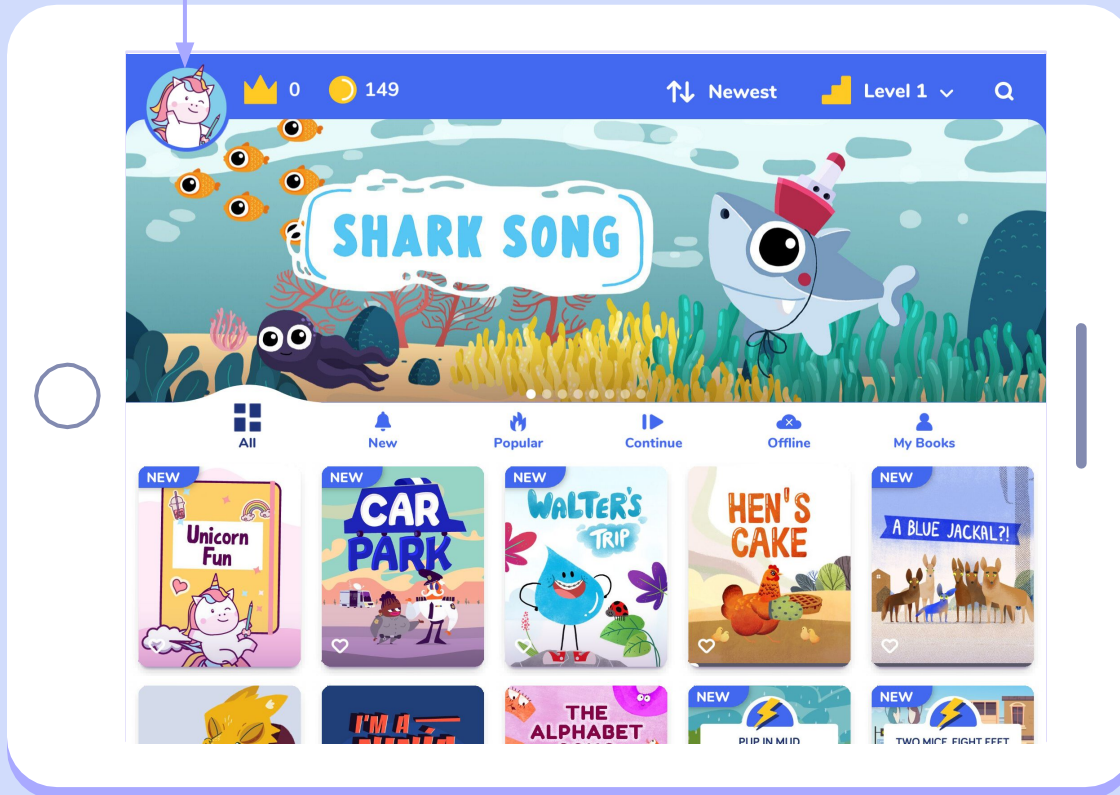


Songs and karaoke

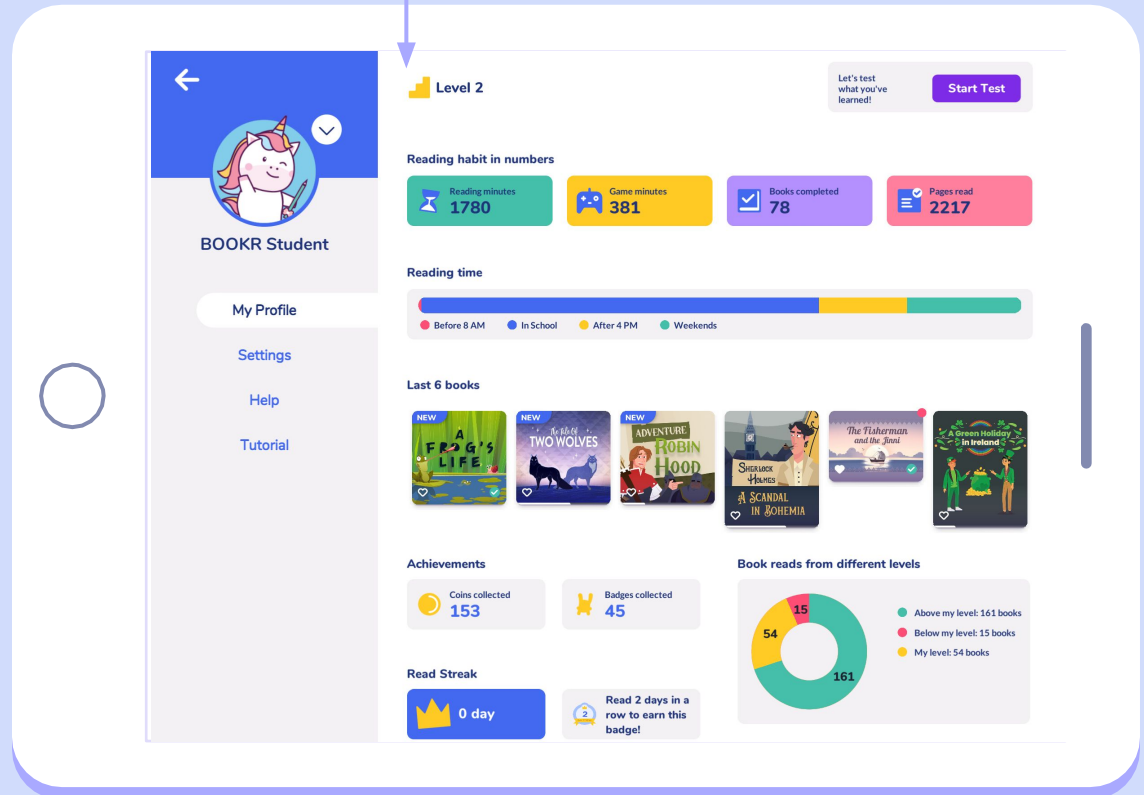


# My Profile | Child Dashboard

If students **click on their avatar** in the left corner, they reach “My Profile”.

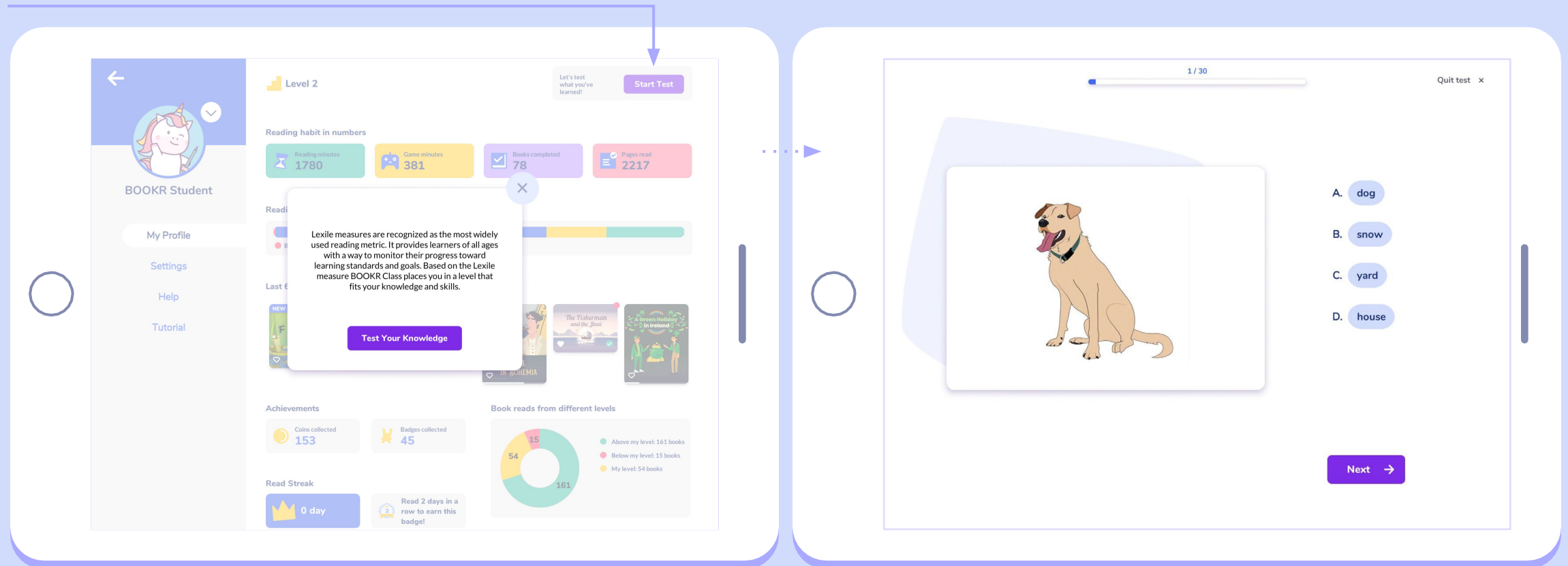


Students can track their own reading habits and achievements in **their personal dashboard**.

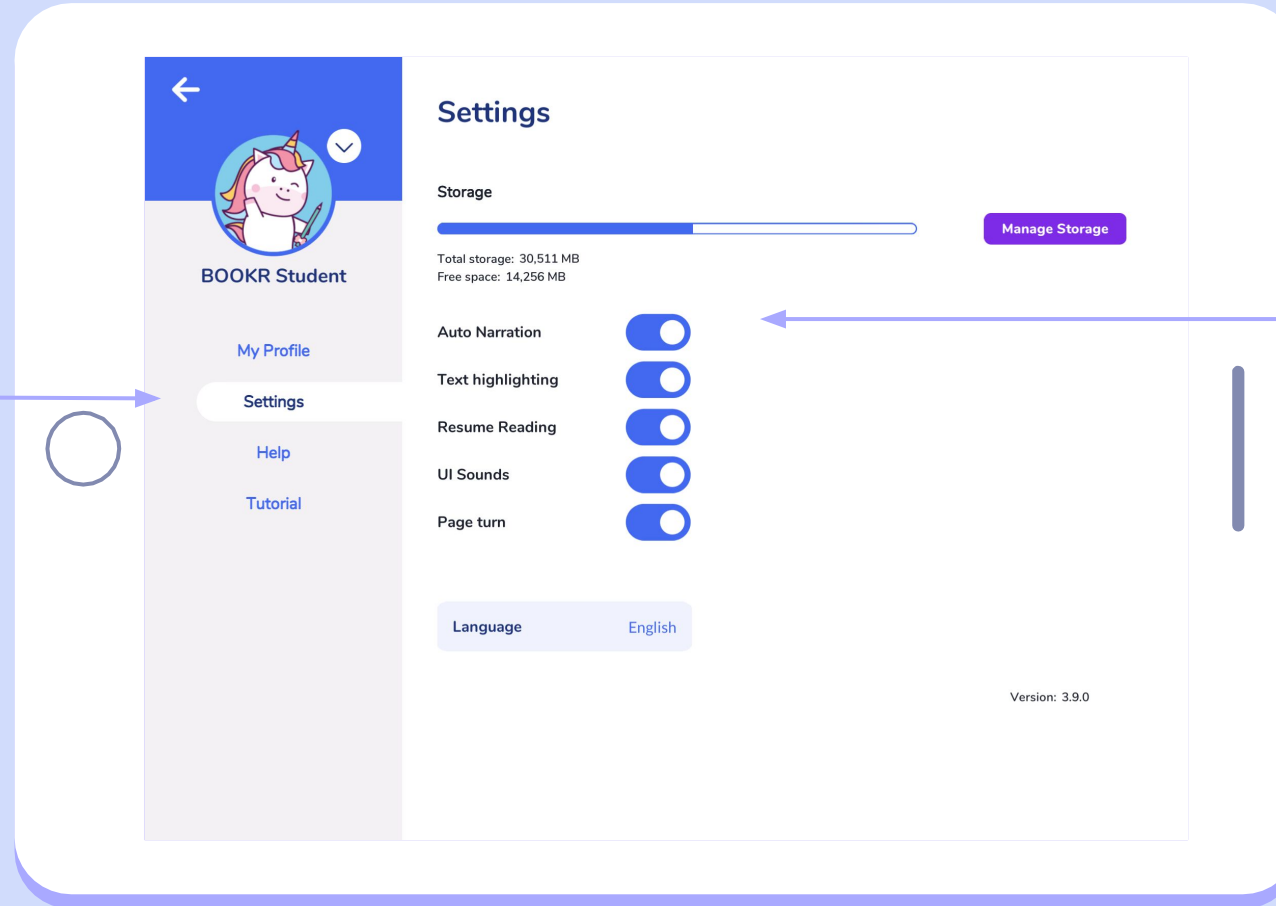


# My Profile | Lexile Placement Test

The Lexile Placement Test is implemented in BOOKR Class, which students can take when they log in for the first time or from their personal profile any time.



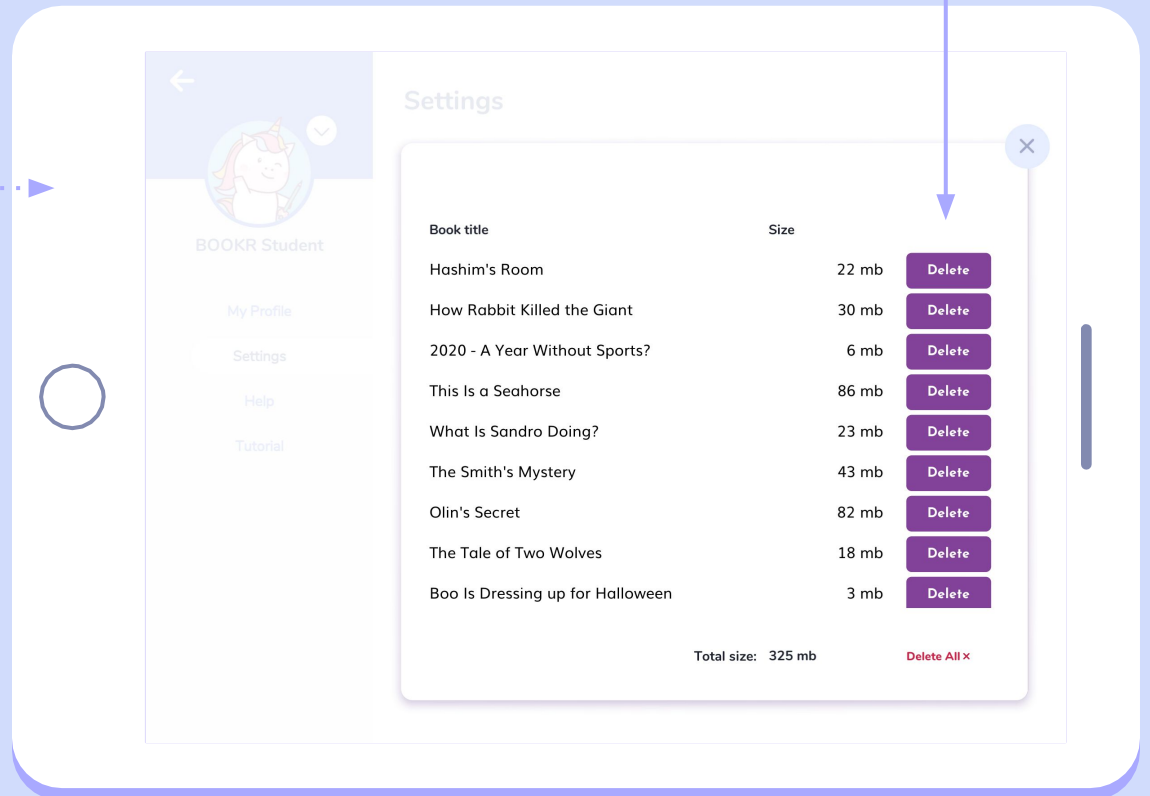
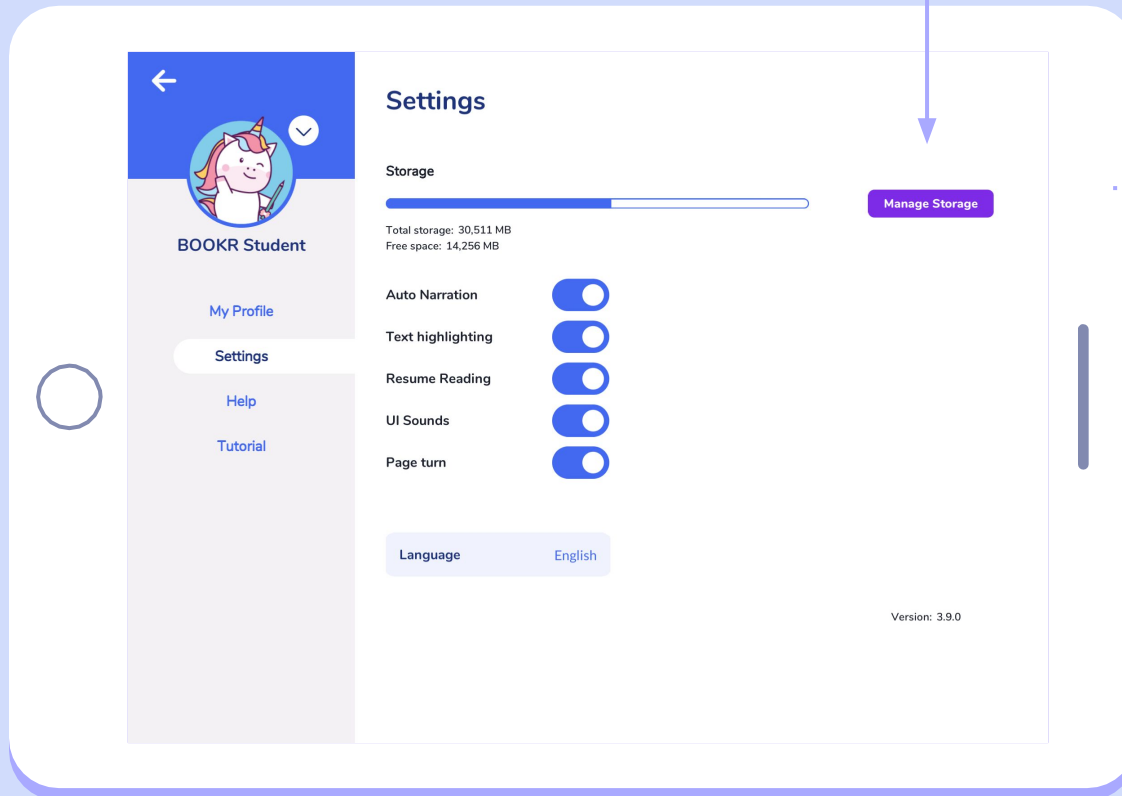
**Click on Settings**  
to manage storage,  
language and  
custom settings.



**Turn reading  
preferences on/  
off here as custom  
settings.**  
They can also be  
managed while  
reading a book.

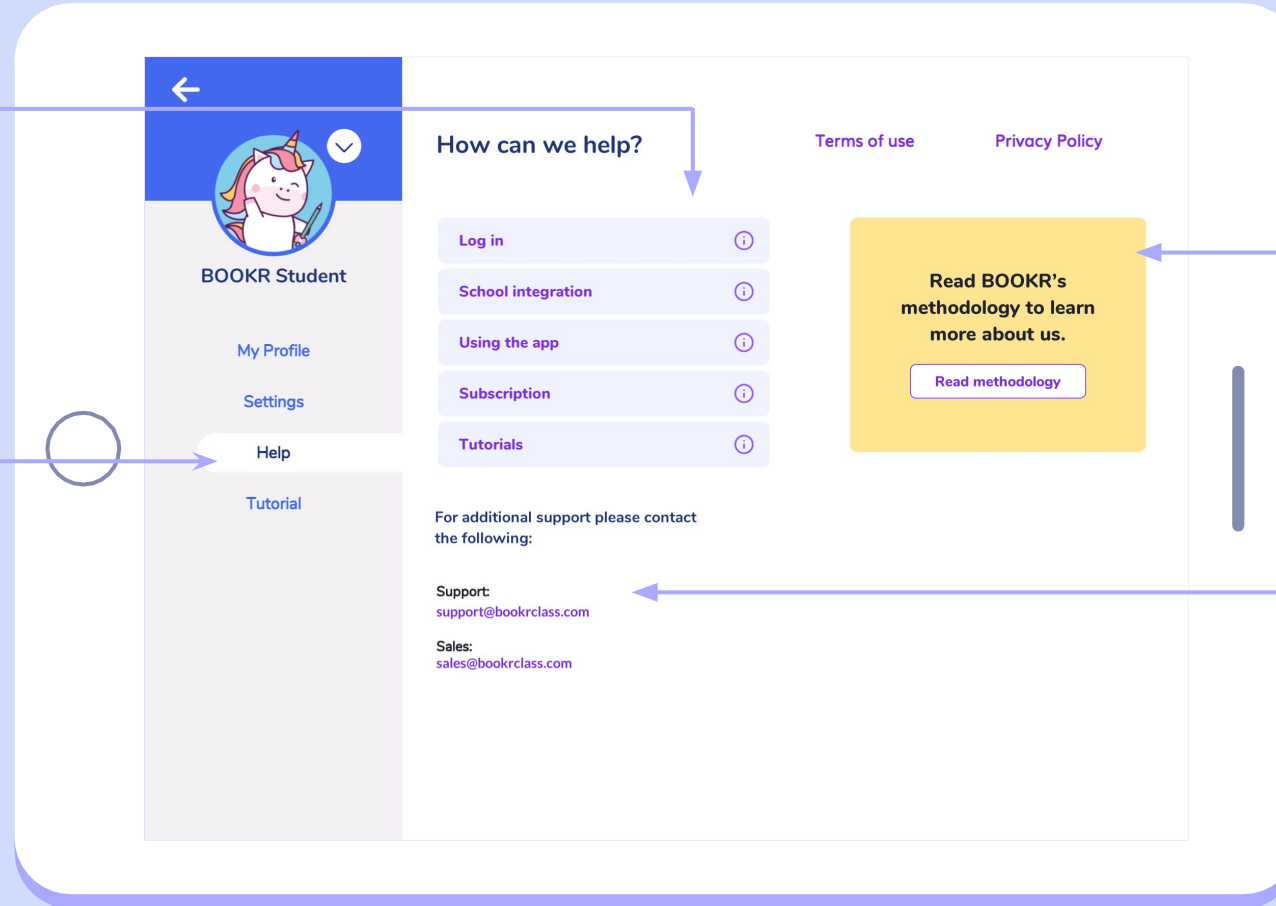
Manage the storage of the device by tapping 'Manage storage'.

Delete any book students don't need downloaded on their device anymore.



**Find answers** to the most Frequently Asked Questions here.

**Click on Help** to get information about the Library, its content and accessibility.

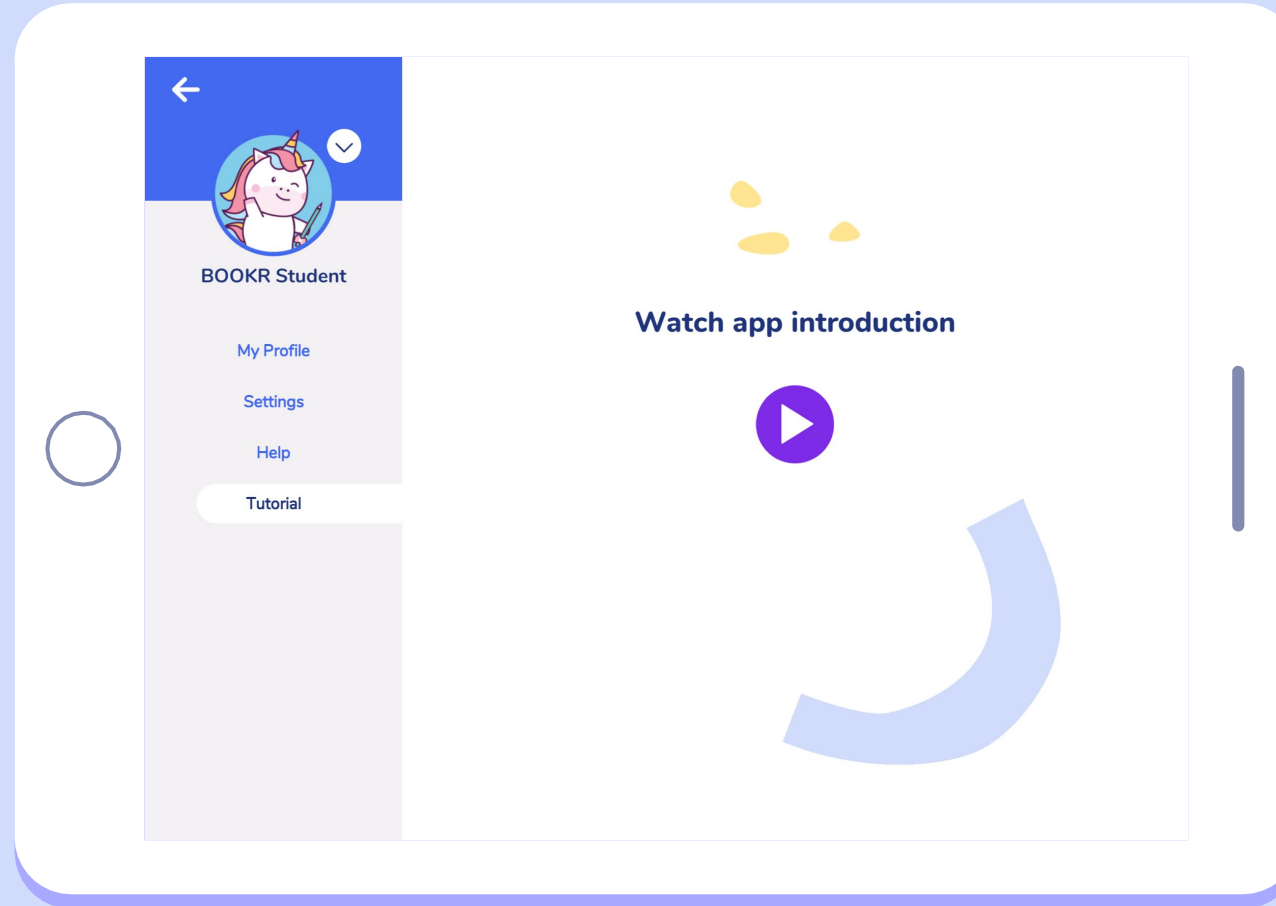


**Read about the BOOKR Methodology.**

**Contact us** if you have any questions.



**Watch the tutorial videos** to make sure you are familiar with the functionalities of BOOKR Class.





# The BOOKR Class Library Application

Teacher and Parent View



[Back to contents](#)



In case you are **already registered**:

Teacher and Parent **Login**



# Login

Log in with your  
email address and  
password.

Sign In

Sign in with username or email

Username or email\*

Password\* show

[Forgot password?](#) [Sign In](#)

OR

[Sign In With Student Code](#)

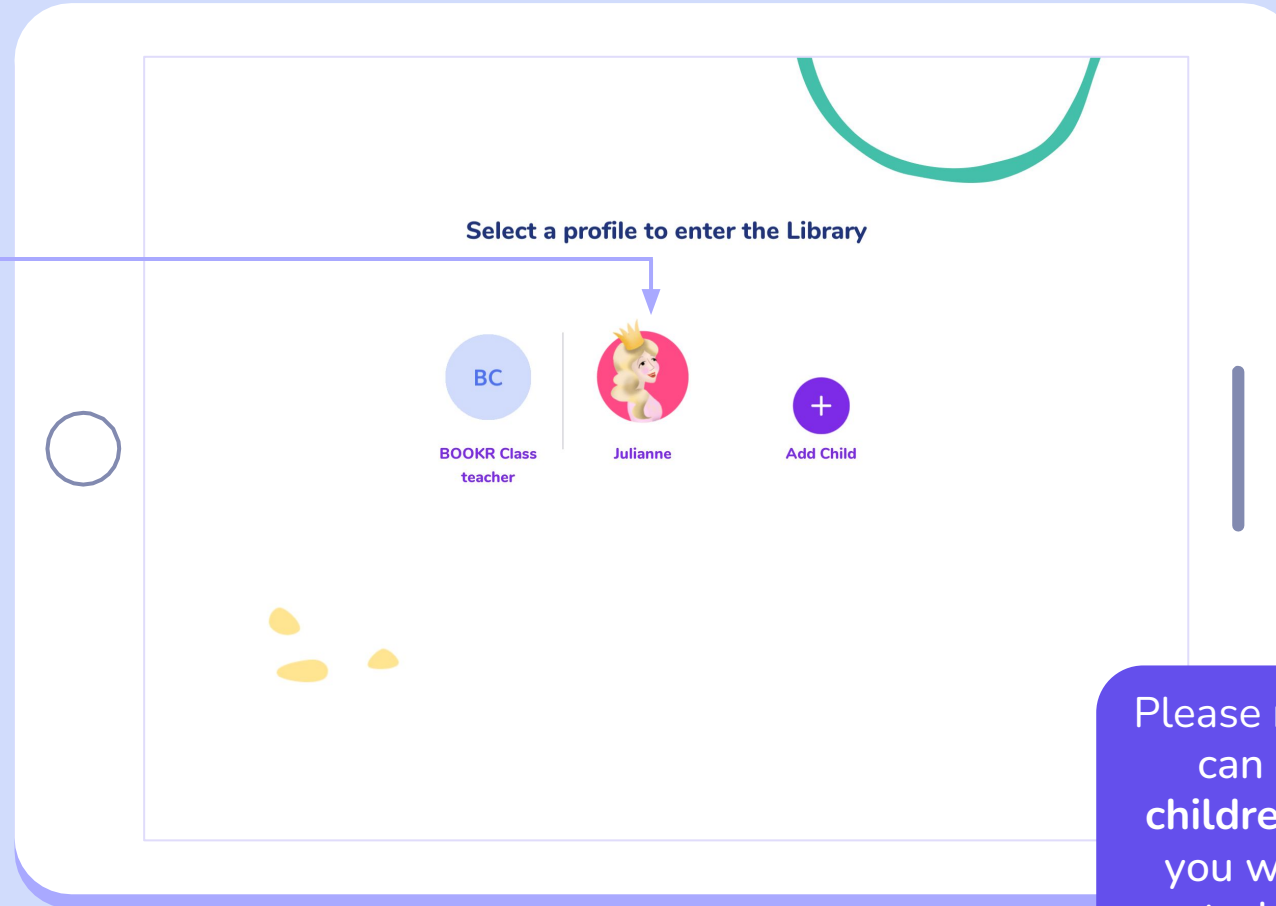
[Sign In with Plurall](#)

[Sign In with Classera](#)

[Skip ->](#)

New? [Sign up](#)

If you have already added your child to the app, you can select which profile to use.



Please note that on this page you can only **manage your own children**. If you are a teacher and you would like to manage your students, enter the Teacher's Dashboard.



In case you are **new to BOOKR Class:**



Teacher and Parent **Registration Process**

# Registration Process

The image shows a tablet screen with a 'Sign In' interface. At the top, the text 'Sign In' is displayed in blue. Below it, there are two main sections separated by a vertical line with 'OR' in the middle. The left section is titled 'Sign in with username or email' and contains a 'Username or email\*' input field, a 'Password\*' input field with a 'show' toggle, a 'Forgot password?' link, and a purple 'Sign In' button. The right section contains three buttons: 'Sign In With Student Code' (purple), 'Sign In with Plurall' (white with a purple icon), and 'Sign In with Classera' (white with a green icon). At the bottom center, there is a yellow oval containing the text 'New? Sign up'. A blue arrow points from the text 'Tap to 'Sign up'.' to this oval. In the bottom right corner, there is a 'Skip →' link. The tablet has a home button on the left and a vertical bar on the right.

Tap to 'Sign up'.

Check boxes to accept  
**'Privacy Policy'** and  
**'Terms and conditions'**

← Login

## Privacy Policy

Your privacy is important to us. It is BOOKR Class' policy to respect your privacy regarding any information we may collect from you across our application, and other apps we own and operate.

We only ask for personal information when we truly need it to provide a service to you. We collect it by fair and lawful means, with your knowledge and consent. We also let you know why we're collecting it and how it will be used.

We only retain collected information for as long as necessary to provide you with your requested service. What data we store, we'll protect within commercially acceptable means to prevent loss and theft, as well as unauthorised access, disclosure, copying, use or modification.

We only ask for personal information when we truly need it to provide a service to you. We collect it by fair and lawful means, with your knowledge and consent. We also let you know why we're collecting it and how it will be used. We only ask for personal information when we truly need it to provide a service to you. We collect it by fair and lawful means, with your knowledge and consent.

☐ I accept BOOKR Class' Privacy Policy

☐ I accept BOOKR Class' [Terms and Conditions](#)

Confirm

Tap to **'Confirm'**.



# Registration | Create Account

BOOKR

CLASS

Select 'I'm a teacher' or 'I'm a parent' and fill out your details

Tap to 'Create account'.

The first screenshot shows a login screen with a back arrow and the text "Login". Below the header, it says "Please choose your role!". There are two circular icons: one with a school building and the text "I'm a teacher" below it, and another with a house and the text "I'm a parent" below it. A blue arrow points from the text "Select 'I'm a teacher' or 'I'm a parent' and fill out your details" to the "I'm a teacher" button. A dotted arrow points from the first screen to the second screen.

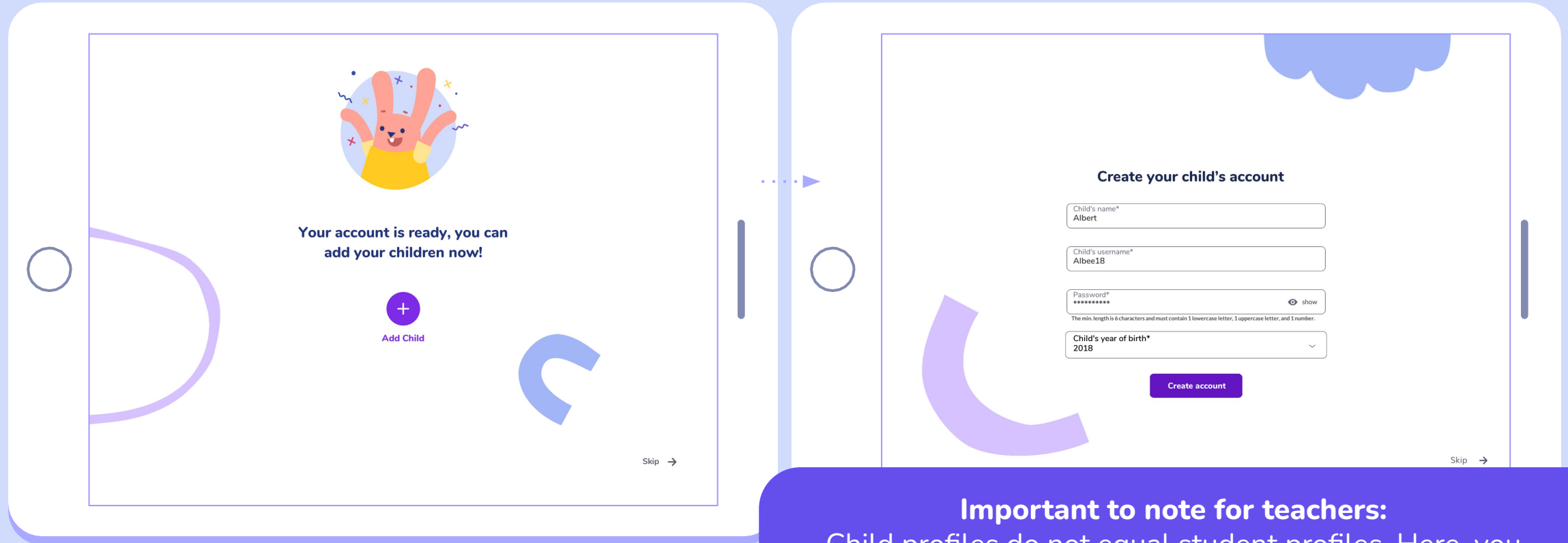
The second screenshot shows a "Choose your role" screen with a back arrow and the text "Choose your role". Below the header, it says "Create your account". There is a cartoon rabbit character above the form. The form has four input fields: "Name\*", "Email\*", "Password\*" (with a "show" toggle), and "School / Institution\*". Below the form, there is a checkbox labeled "I agree to receive communication from BOOKR". At the bottom, there is a link "Already have an account? Sign In" and a "Create account" button. A blue arrow points from the text "Tap to 'Create account'." to the "Create account" button.



If you are a teacher and you will definitely use BOOKR Class in the school setting, then we suggest you choose "I'm a Teacher". If you want to see your children's progress, choose 'I'm a Parent'.

# Registration | Add your Child

If you want to use the app at home,  
**add your child.**



The image displays two tablet screens side-by-side, illustrating the 'Add your child' registration process. The first screen shows a confirmation message: "Your account is ready, you can add your children now!" with a purple plus icon and an "Add Child" button. The second screen shows the "Create your child's account" form with fields for "Child's name\*", "Child's username\*", "Password\*", and "Child's year of birth\*", along with a "Create account" button. A dotted arrow points from the first screen to the second.

**Create your child's account**

Child's name\*  
Albert

Child's username\*  
Albee18

Password\*  
\*\*\*\*\* show

The min. length is 6 characters and must contain 1 lowercase letter, 1 uppercase letter, and 1 number.

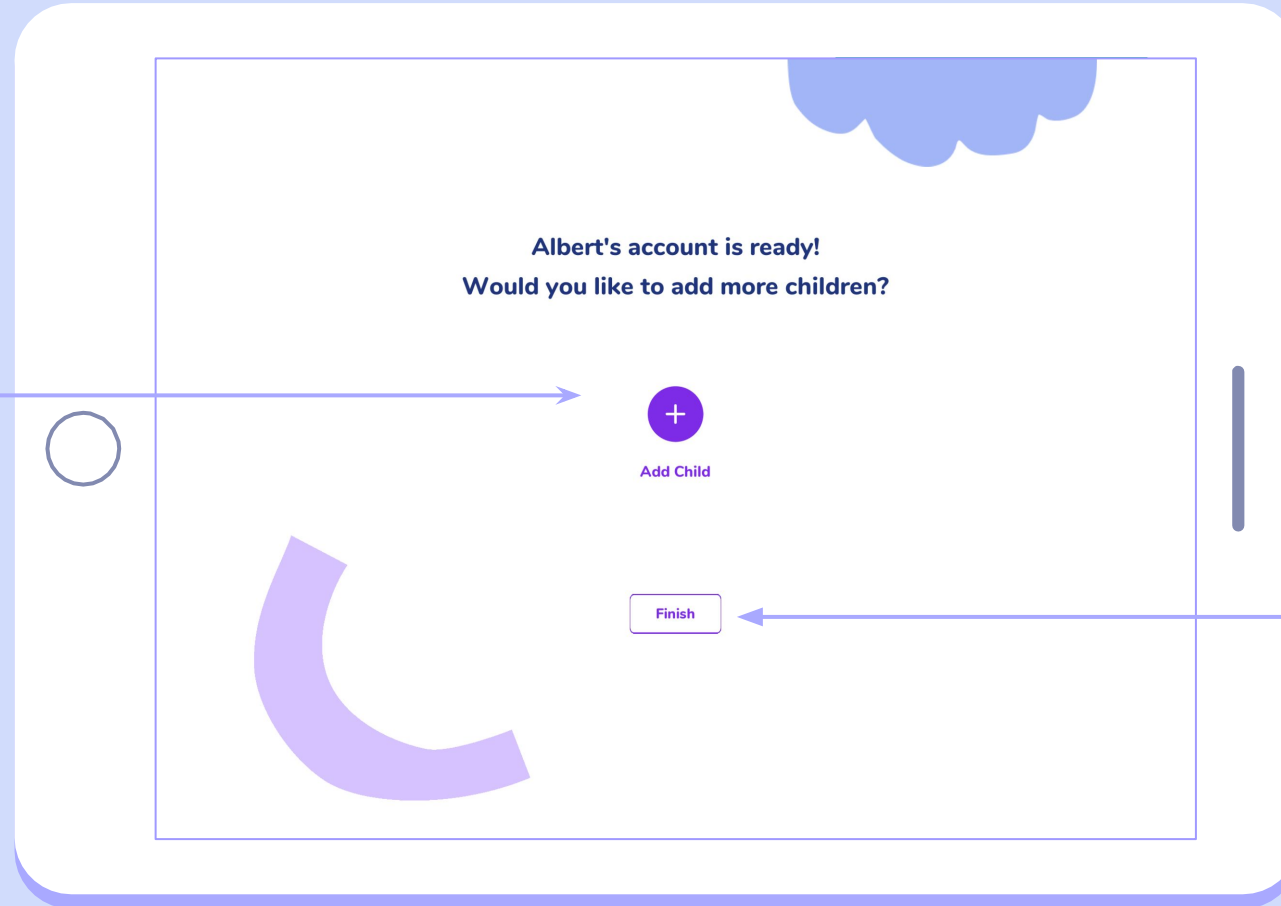
Child's year of birth\*  
2018

Create account

**Important to note for teachers:**  
Child profiles do not equal student profiles. Here, you can manage your own children, while you can manage your students in the Teacher's Dashboard.



If you want to add more children, tap '**Add Child**'.  
You can add a max. of 3 children.

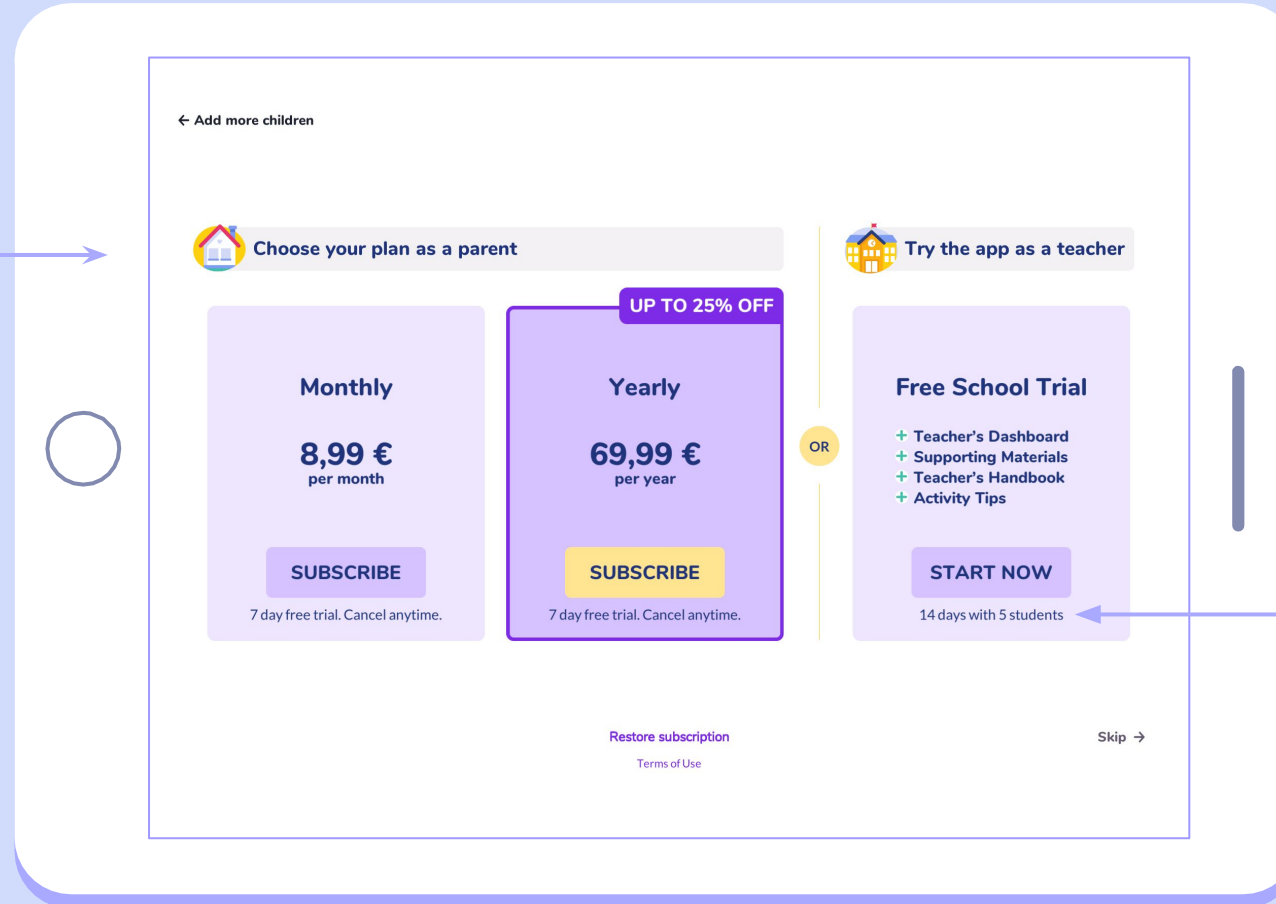


Tap '**Finish**' and head to  
'Subscriptions'.

If you want to use the app at home with your family, choose a monthly or yearly subscription.



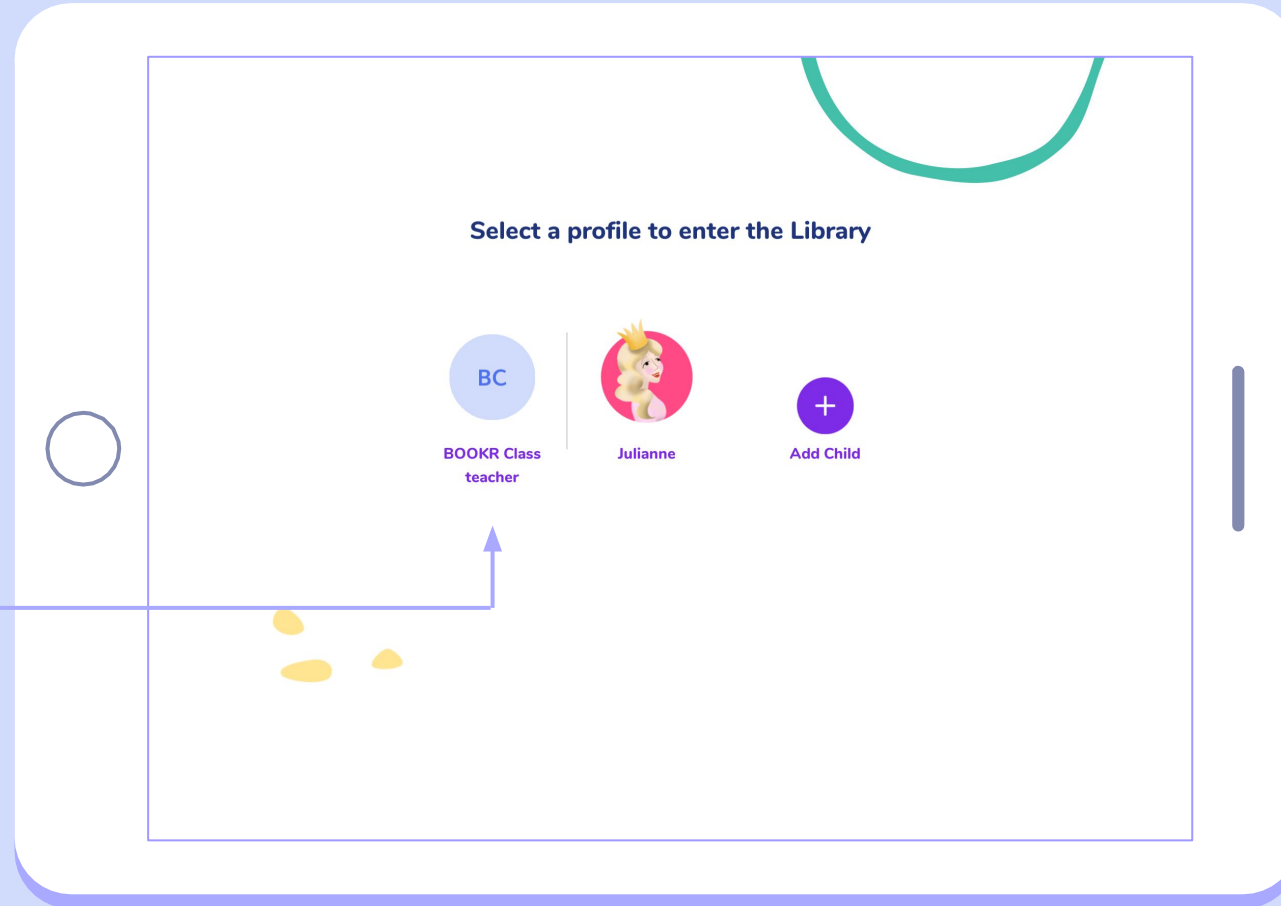
Both family subscriptions start with a **7-day free trial**.



Schools can sign up for a **free trial** period to try the entire BOOKR Class package with 5 students.

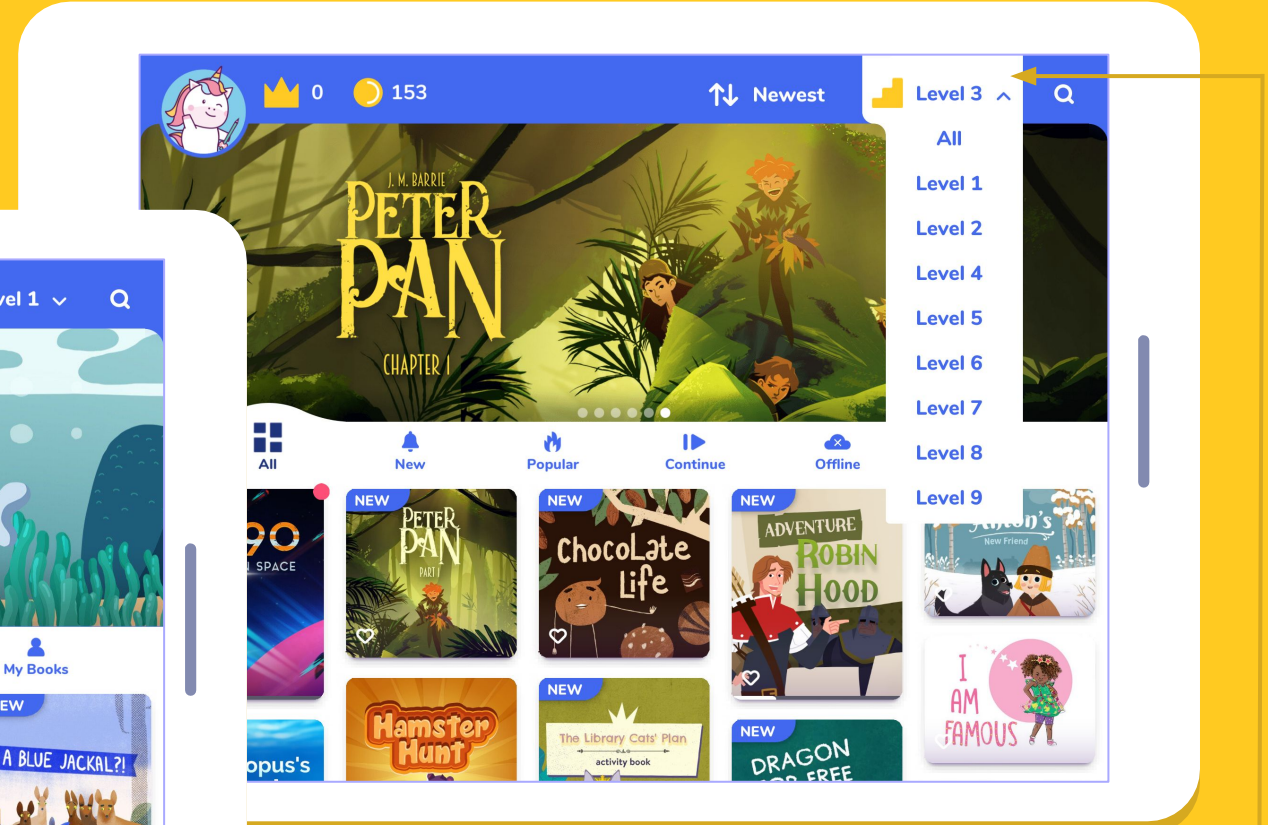
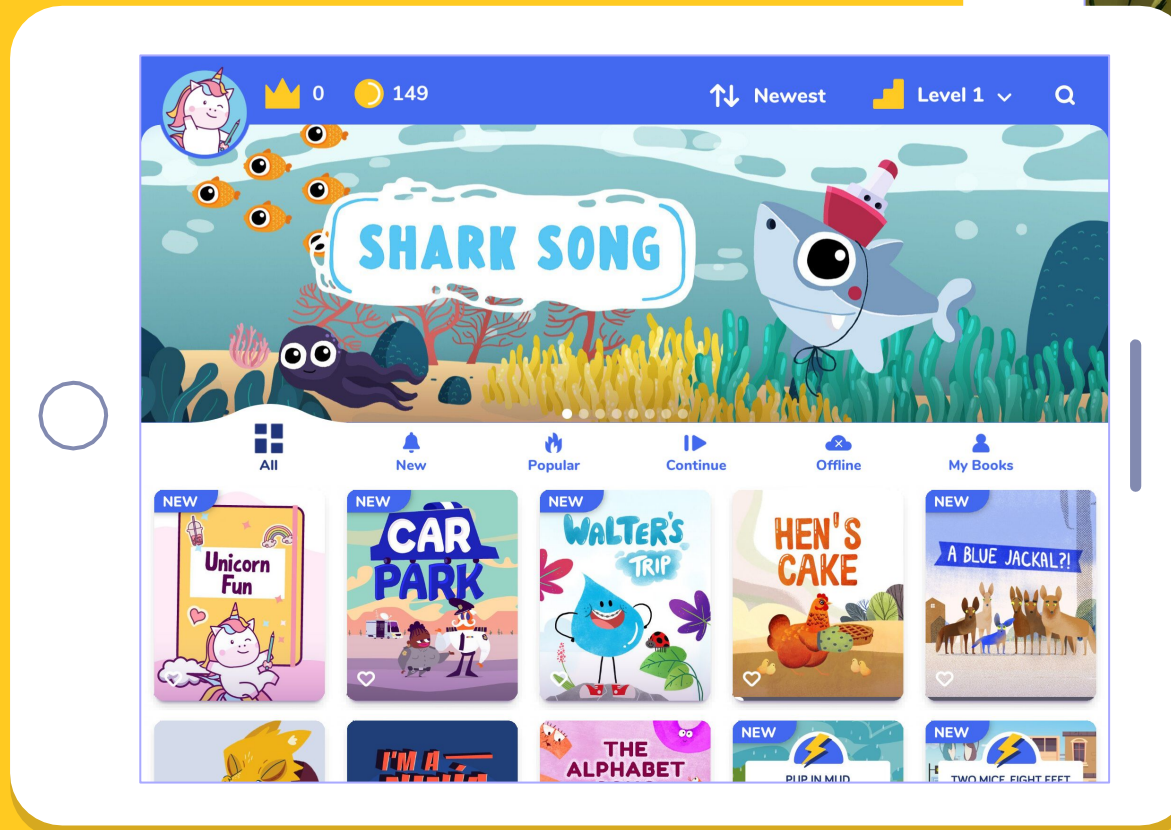
# Choose Profile

After a successful registration and login, **choose your Teacher/Parent profile** to enter the Library.



# Library view | Teachers and Parents

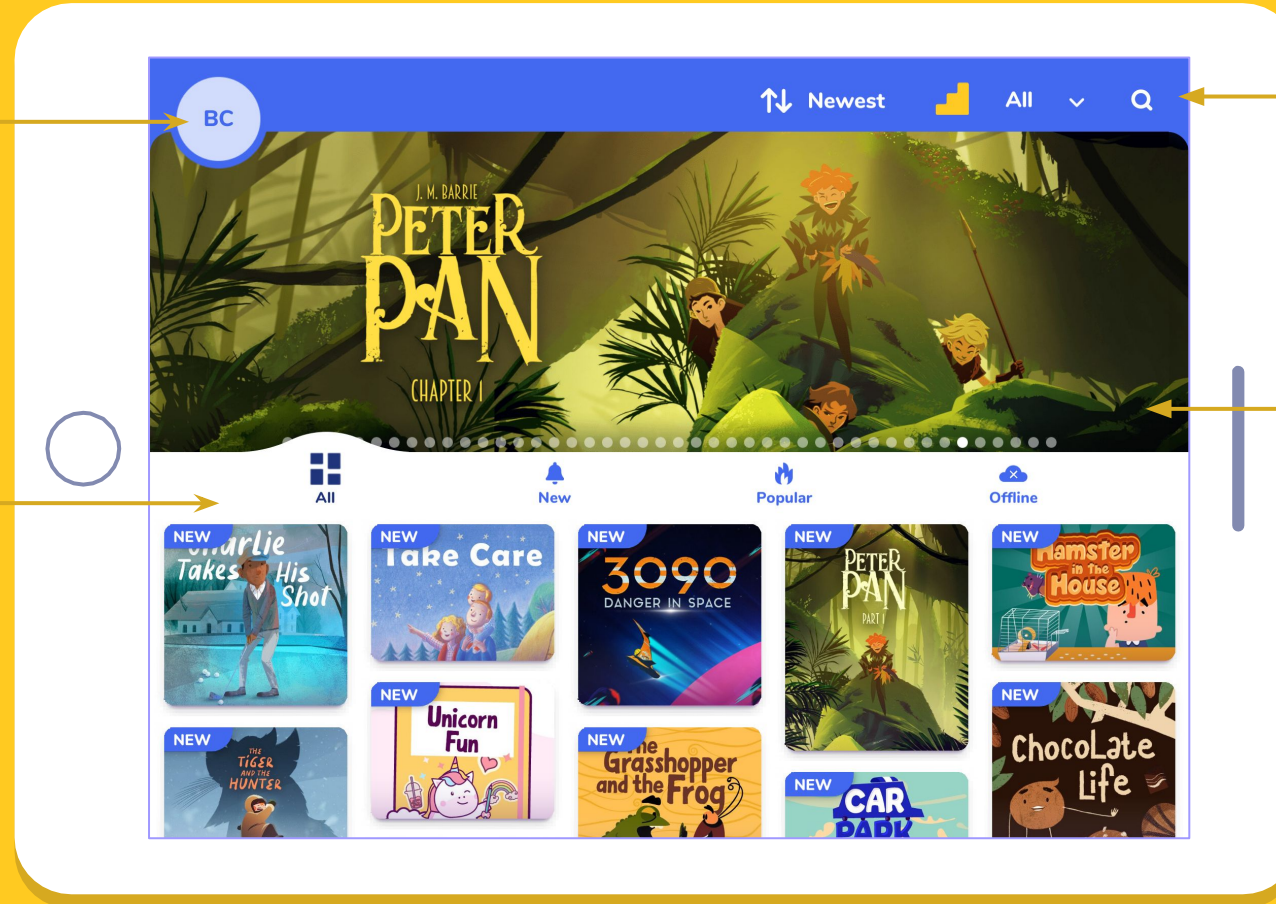
On the main page, you can see the selection of books in the library. Scroll down to see all the books.



Select a BOOKR Class level you'd like to see.  
[Find out more about the content on each level.](#)

**My Profile:** all your account details and settings are saved here.

Find books using these **filter** options on the main menu bar.



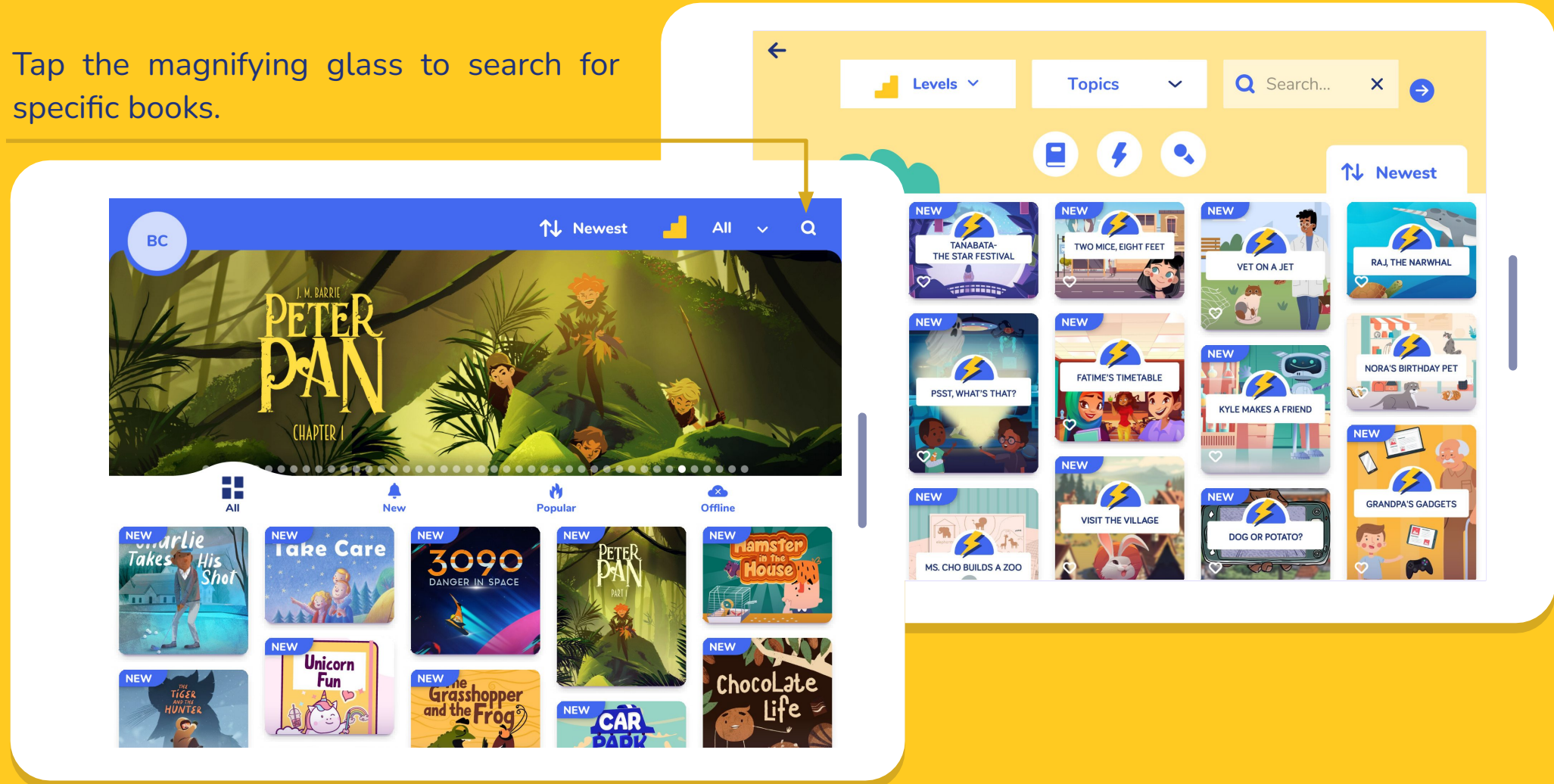
Tap the magnifying glass to reach the **search options**.

Slideshow for book **recommendations**, tap the image and read the book.



# Search options

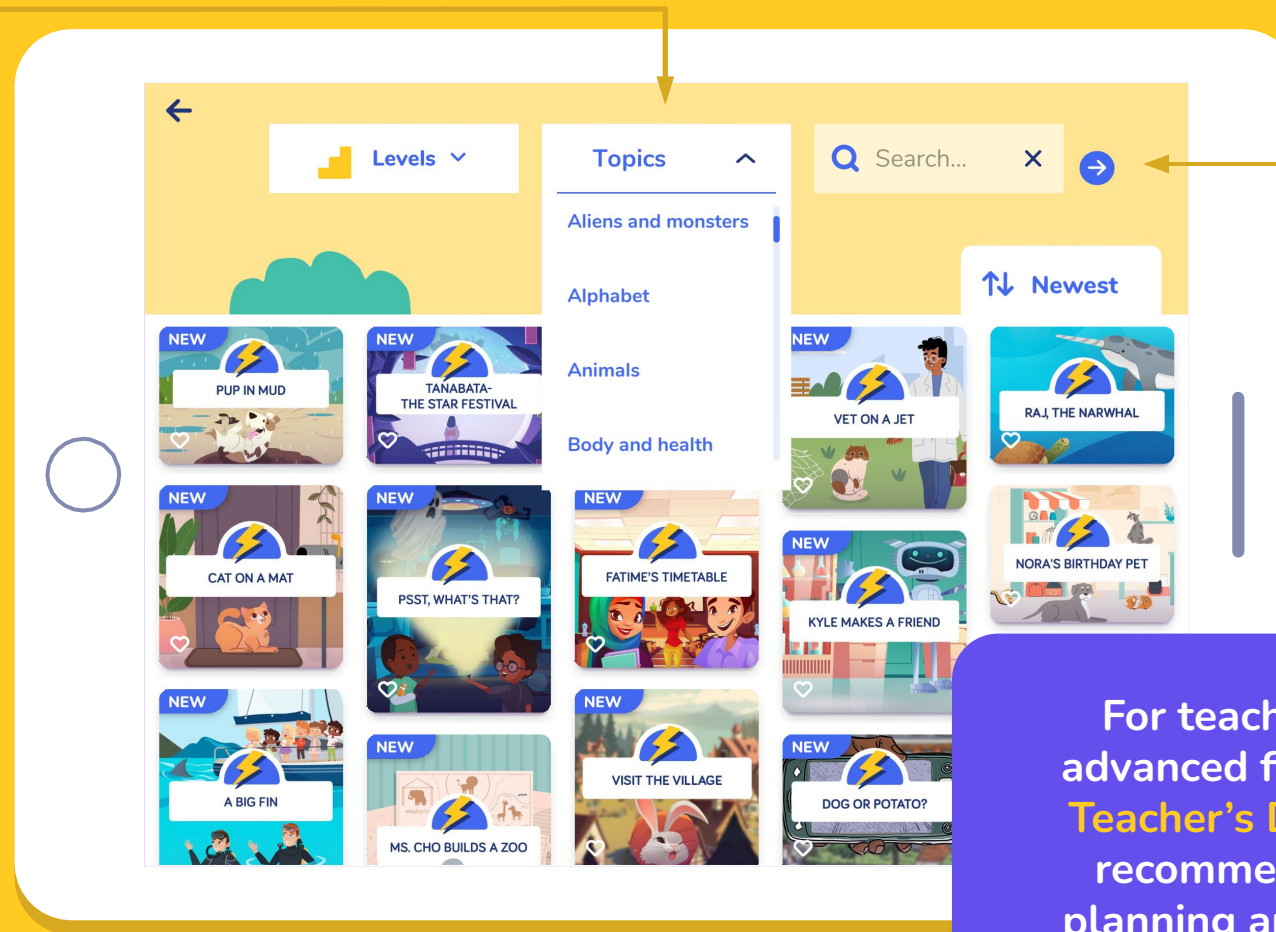
Tap the magnifying glass to search for specific books.



# Filter by topic

Filter books based on **topics** by opening the dropdown menu.

Filter books based on **levels** by opening the dropdown menu.



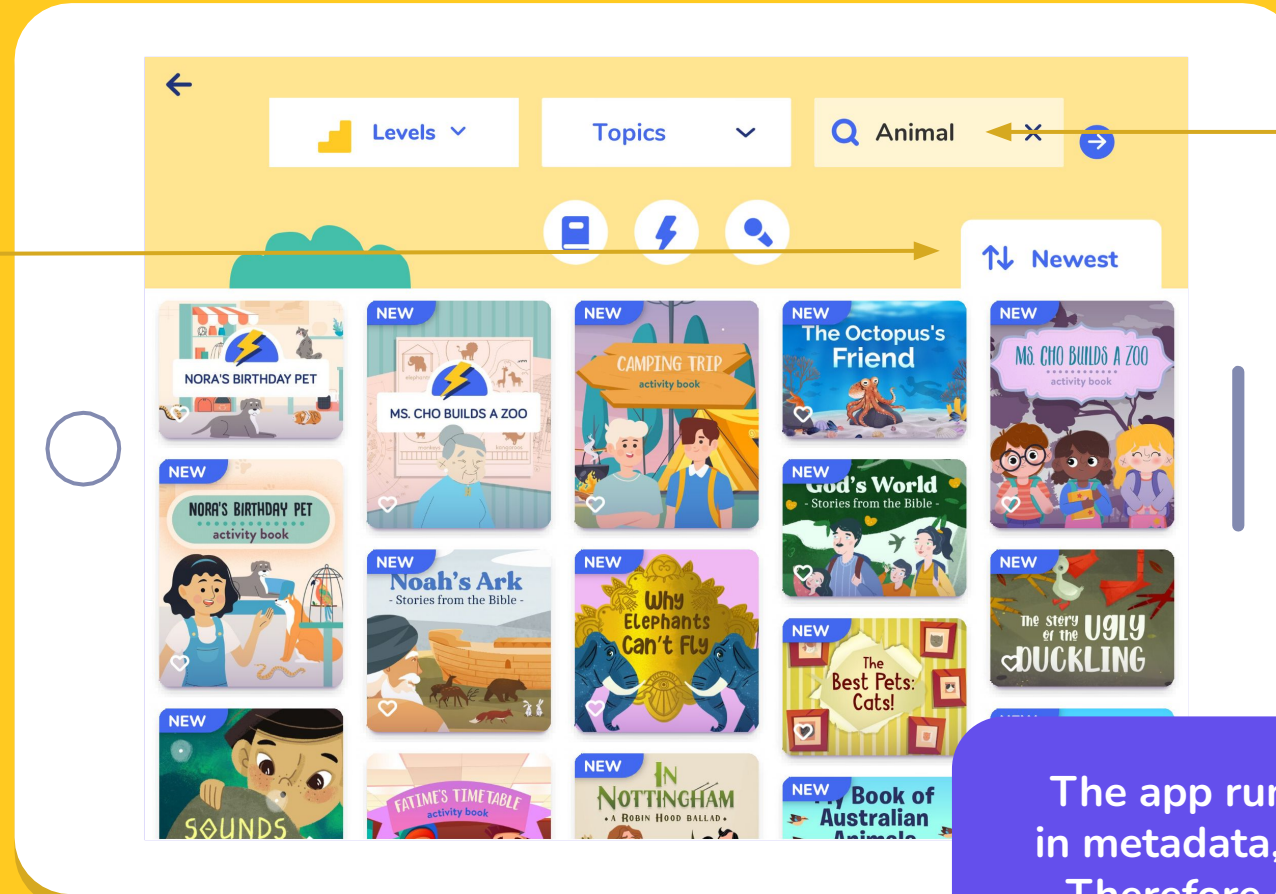
Tap the magnifying glass icon to start a search.

For teachers, there are more advanced filtering options in the **Teacher's Dashboard**, which we recommend to use for lesson planning and matching books to the curriculum.



# Search Bar

Choose the **appearance** of the books: from newest to oldest, oldest to newest, A to Z or Z to A.



You can also type a keyword in the search bar and tap the blue arrow. The app will list all books related to the keyword.

The app runs an advanced search in metadata, not only among titles. Therefore every book related to the keyword appears.





# Books, Flashcards or Songs and Karaoke

**Search** for Books, Flashcards or Songs and Karaoke.



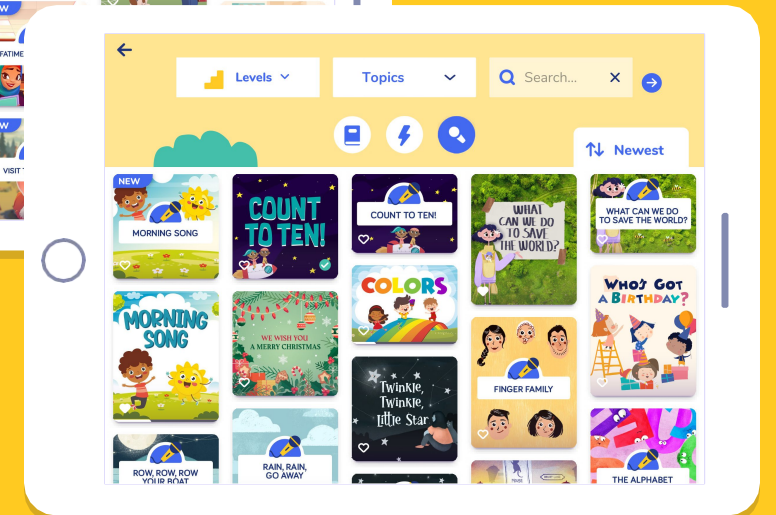
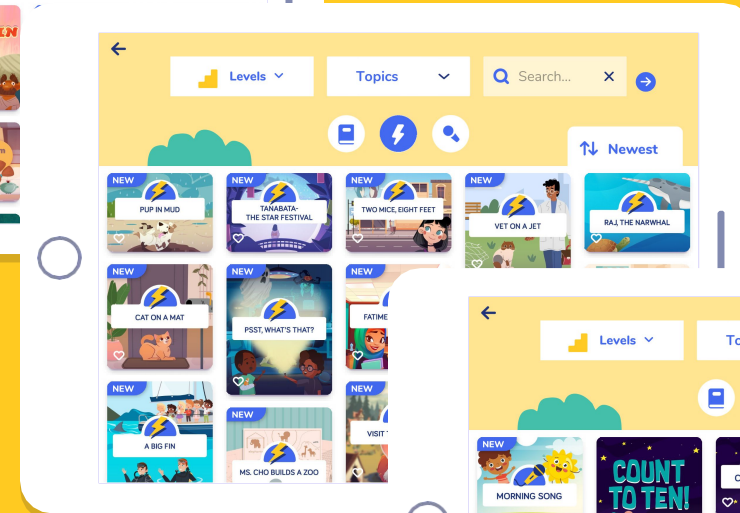
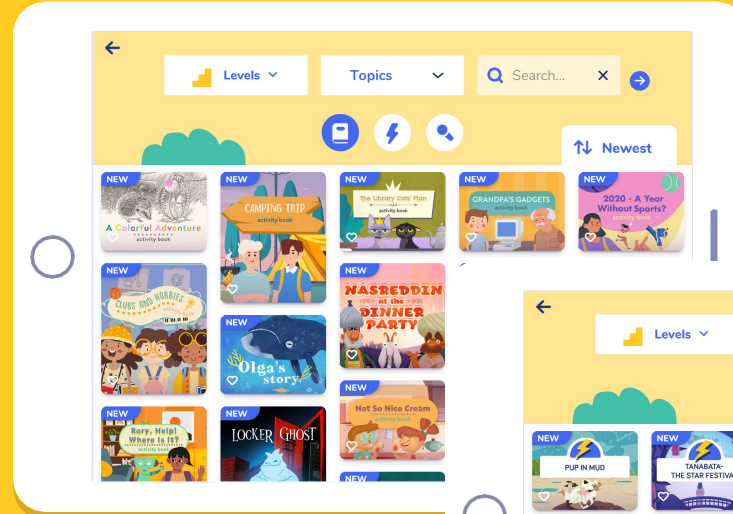
Books



Flashcards

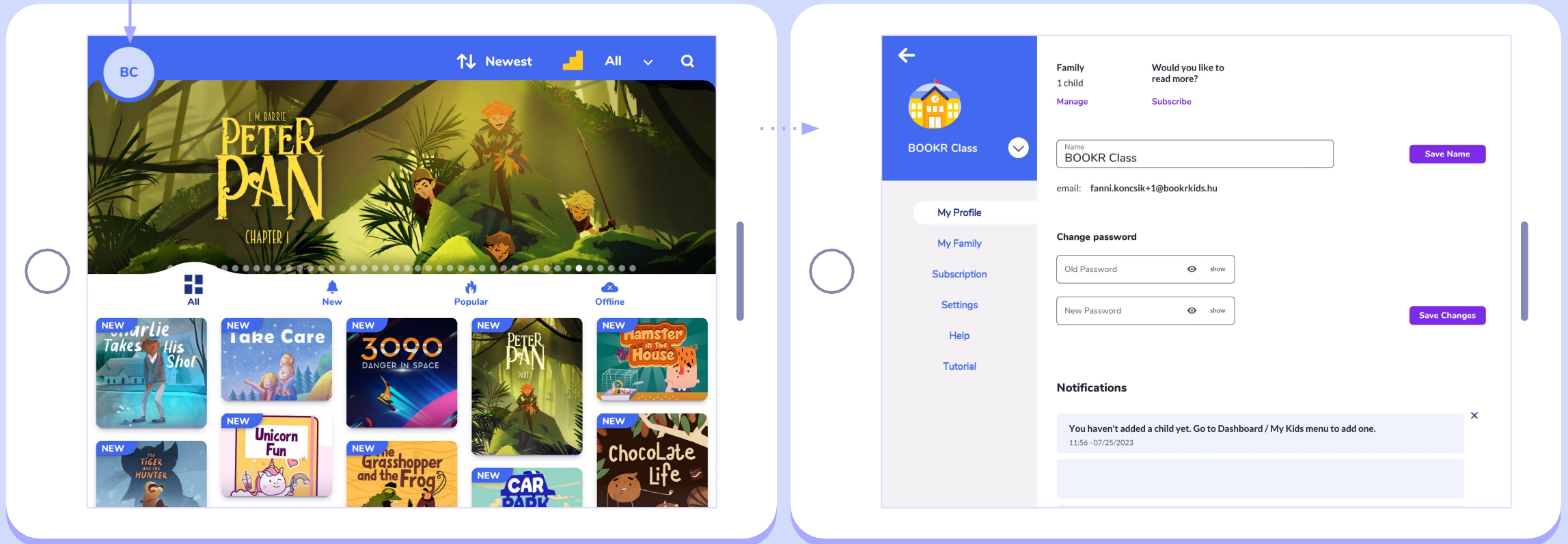


Songs and karaoke



# My Profile | Teacher and Parent

Tap the avatar showing your initials to reach 'My Profile' and 'Settings'.



# My Profile | Teacher and Parent

Here are your  
subscription details.

Change your password  
if necessary.

The screenshot shows the 'My Profile' screen of the BOOKR Class app. On the left is a blue sidebar with a back arrow, the BOOKR Class logo, and a list of menu items: 'My Profile' (highlighted), 'My Family', 'Subscription', 'Settings', 'Help', and 'Tutorial'. The main content area is white and contains several sections: 'Family' (1 child, with a 'Manage' link), a 'Would you like to read more?' prompt (with a 'Subscribe' link), a 'Name' field (containing 'BOOKR Class' and a 'Save Name' button), an 'email' field (containing 'fanni.koncsik+1@bookrkids.hu'), a 'Change password' section with 'Old Password' and 'New Password' fields (each with a 'show' toggle) and a 'Save Changes' button, and a 'Notifications' section at the bottom showing a message: 'You haven't added a child yet. Go to Dashboard / My Kids menu to add one.' with a timestamp '11:56 - 07/25/2023' and a close button 'x'. Blue arrows from external text blocks point to specific elements: one to the 'Subscription' menu item, one to the 'Family' section, one to the 'Name' field, one to the 'Save Name' button, one to the 'Save Changes' button, and one to the notification message.

Edit your details here.

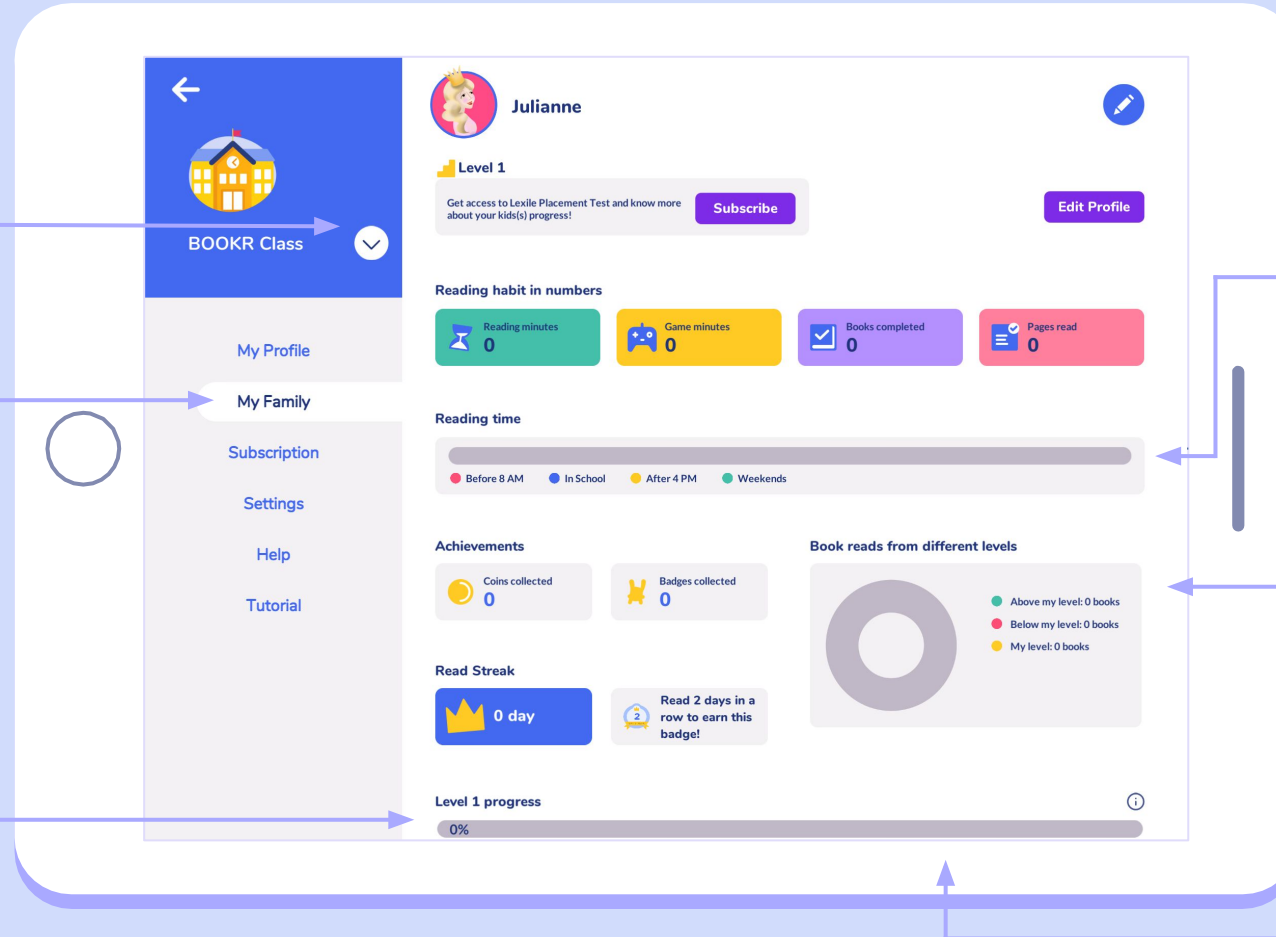
Always save the new  
data you entered.

In-app notifications  
are listed here.

Tap the white arrow to switch between your children.

Find your children in 'My Family'.

Details on children's reading habits, achievements, favorites and learning progress.



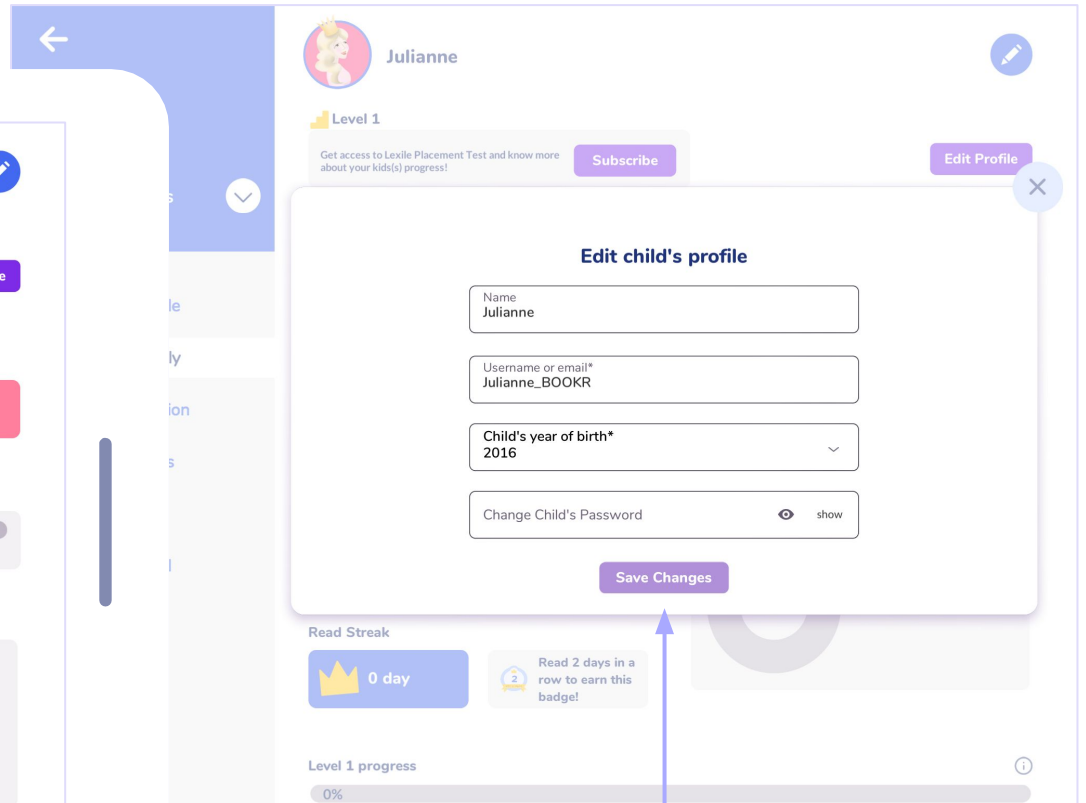
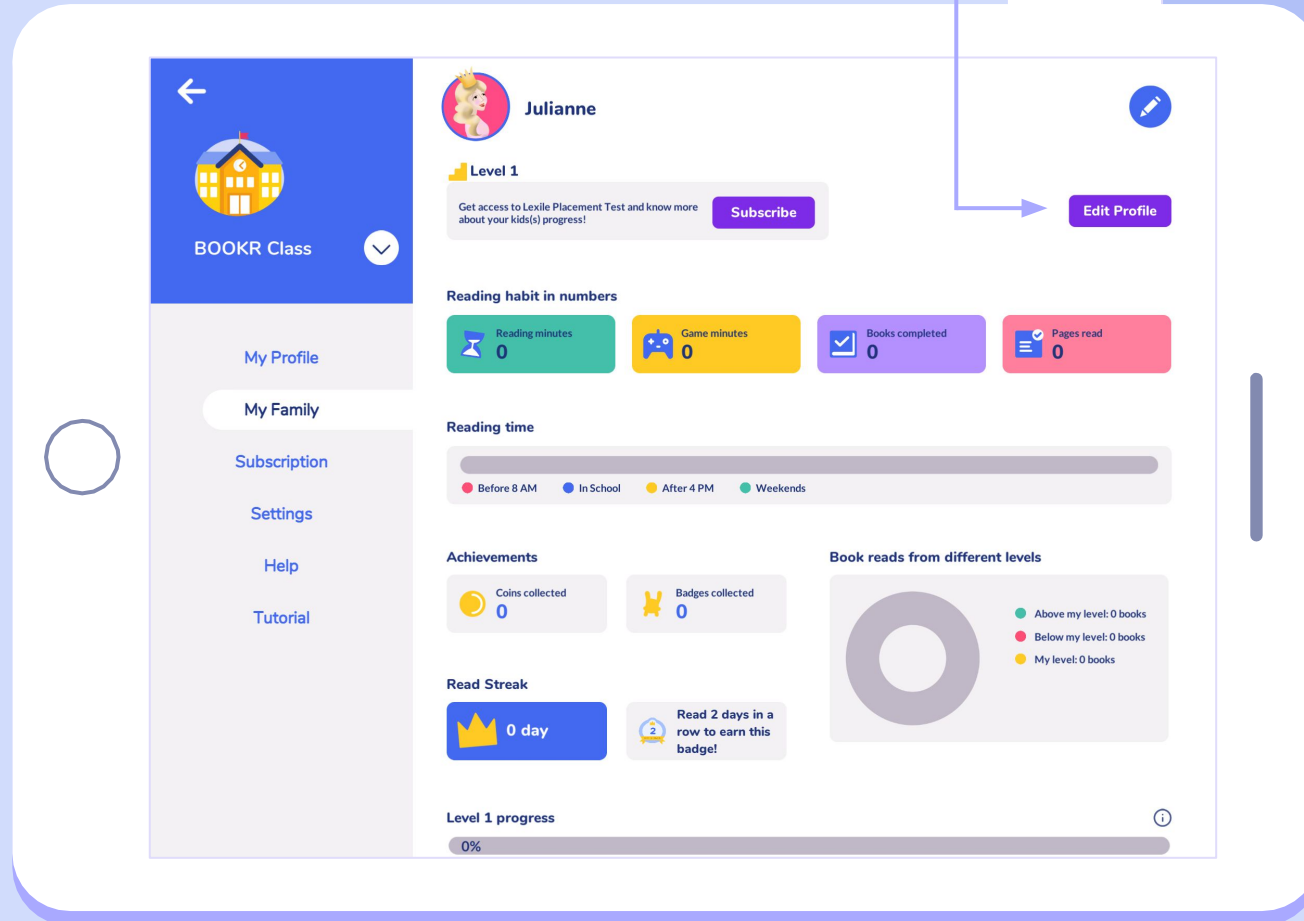
**Reading time:**  
The total amount of time spent reading since the first app open.

**Read Streak:**  
consecutive days spent with reading in a row (minimum 20 mins/day).

**Coins and Badges:**  
By every book completion, children can collect coins and unique badges.



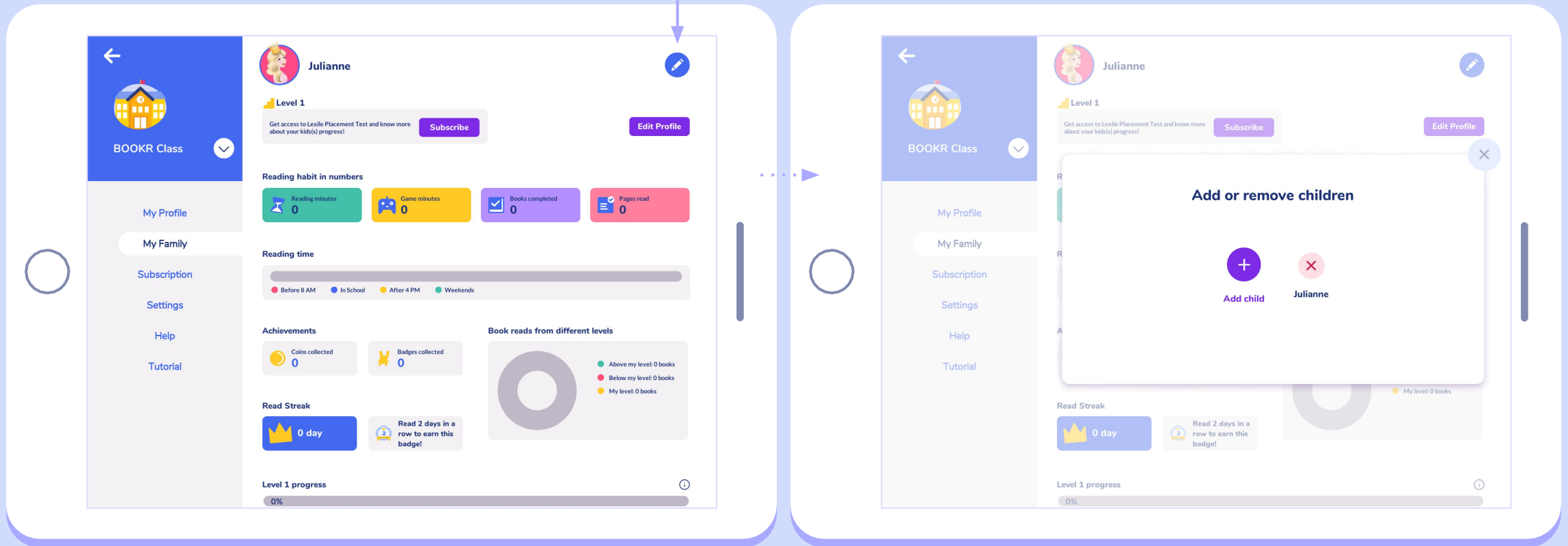
Tap 'Edit Profile' and  
change the necessary data.



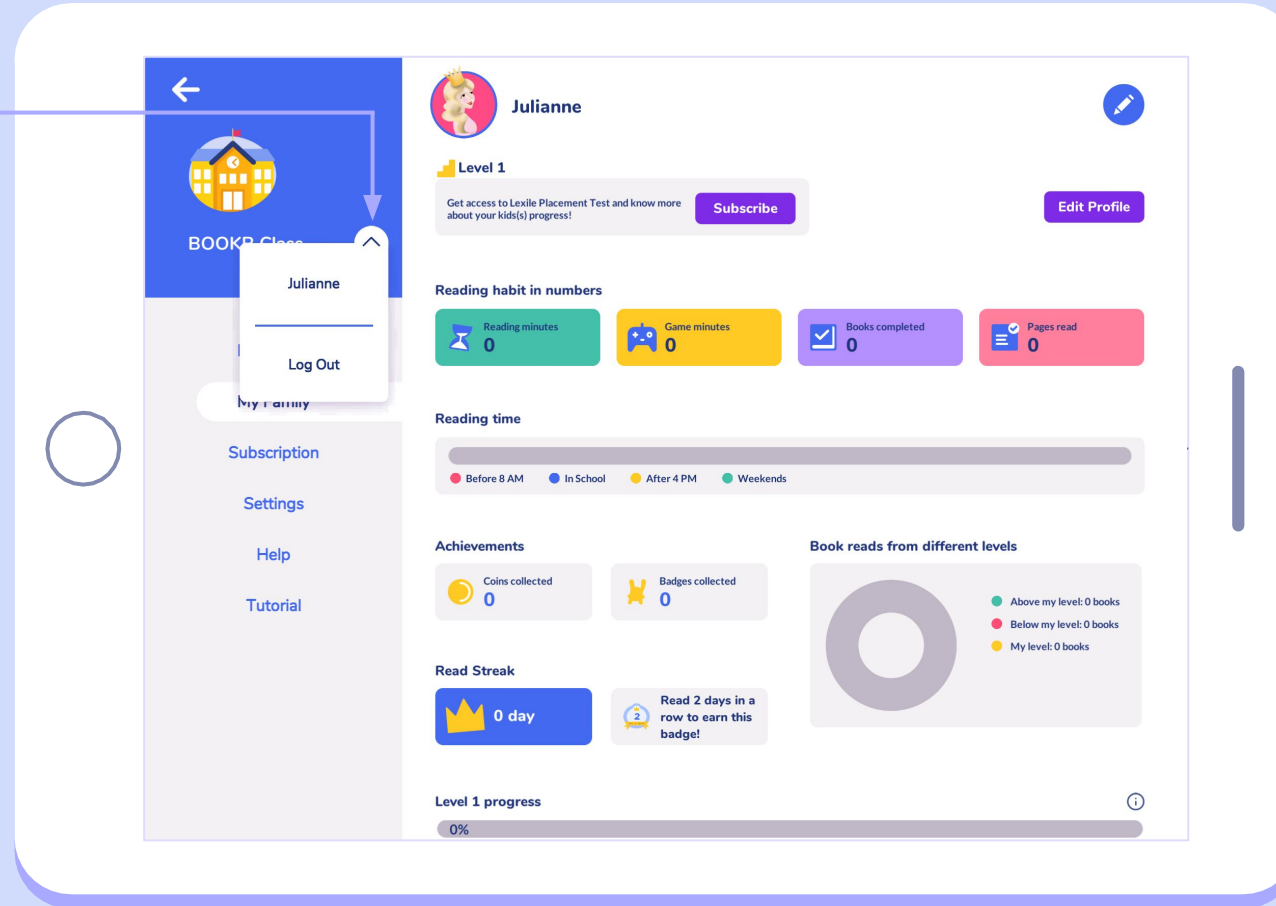
Save your changes.

# My Family | Add or Remove a Child

Tap the pencil in the corner and **add or remove a child** from your subscription.



Easily switch  
between accounts  
by tapping the  
white arrow and  
selecting your  
child's name.

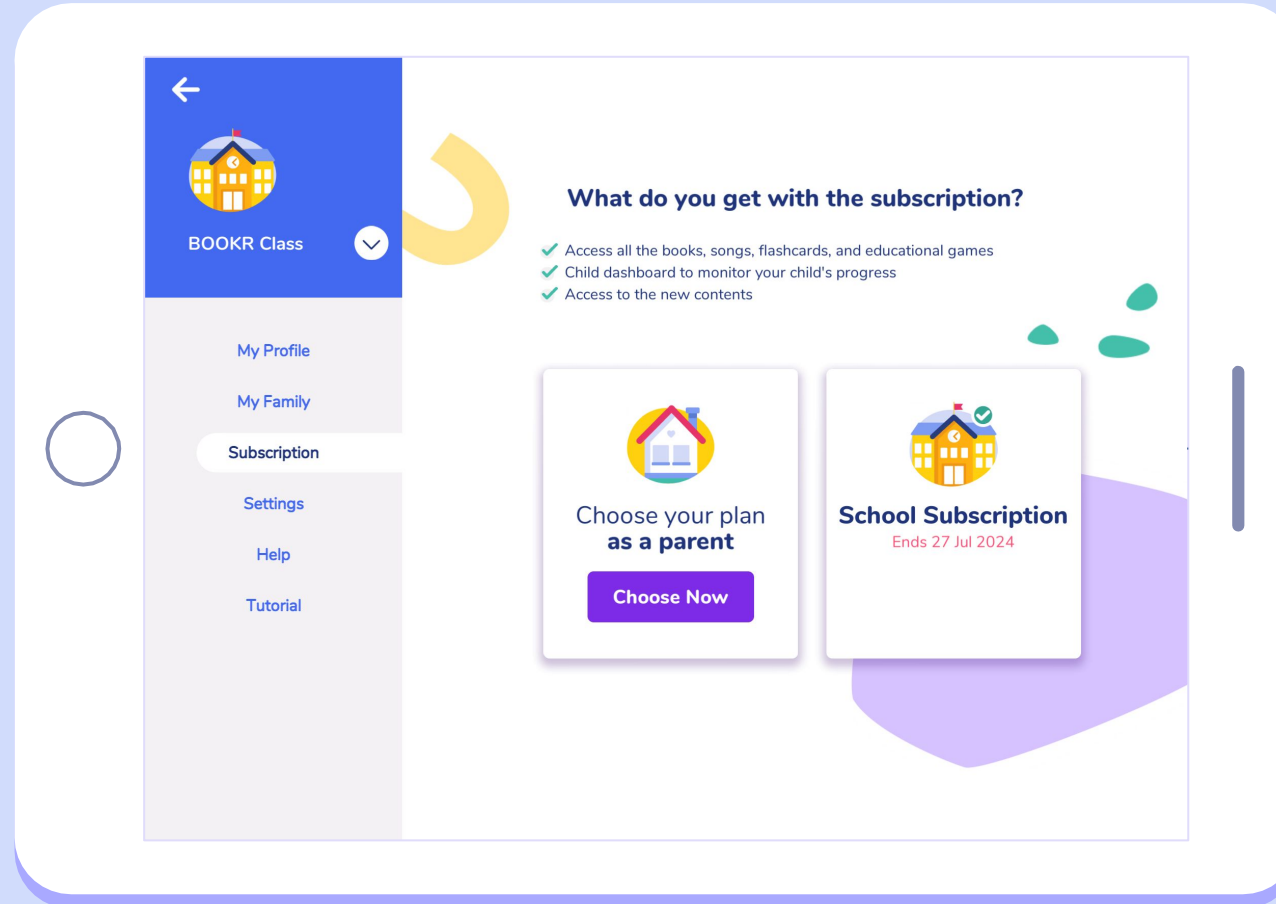


# Subscription



**You can use BOOKR Class at home with your kids too.**

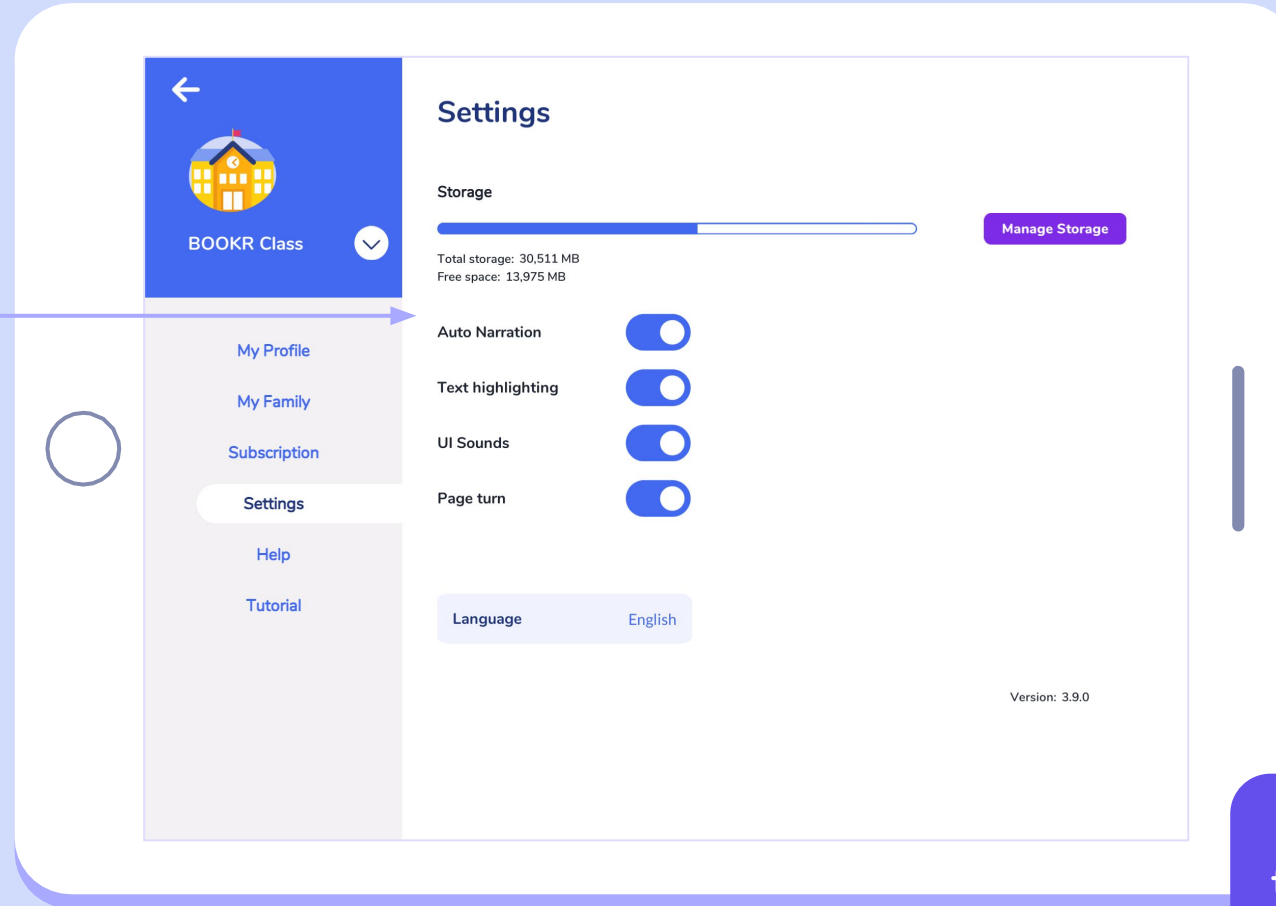
Choose a monthly or yearly subscription for unlimited access to thousands of books, games, flashcards and songs.



**Teachers** are eligible to try BOOKR Class for **free for 2 weeks**. Tap 'Try now' and start your BOOKR Class experience!.

# Settings

Turn reading preferences on / off here.



You can also change these preferences later, while reading a book.



# Settings

Manage the storage of the device by tapping 'Manage storage'.

Delete any book you don't need to be downloaded on your device anymore. Until you have a valid subscription, you can download those books as many times as you like.

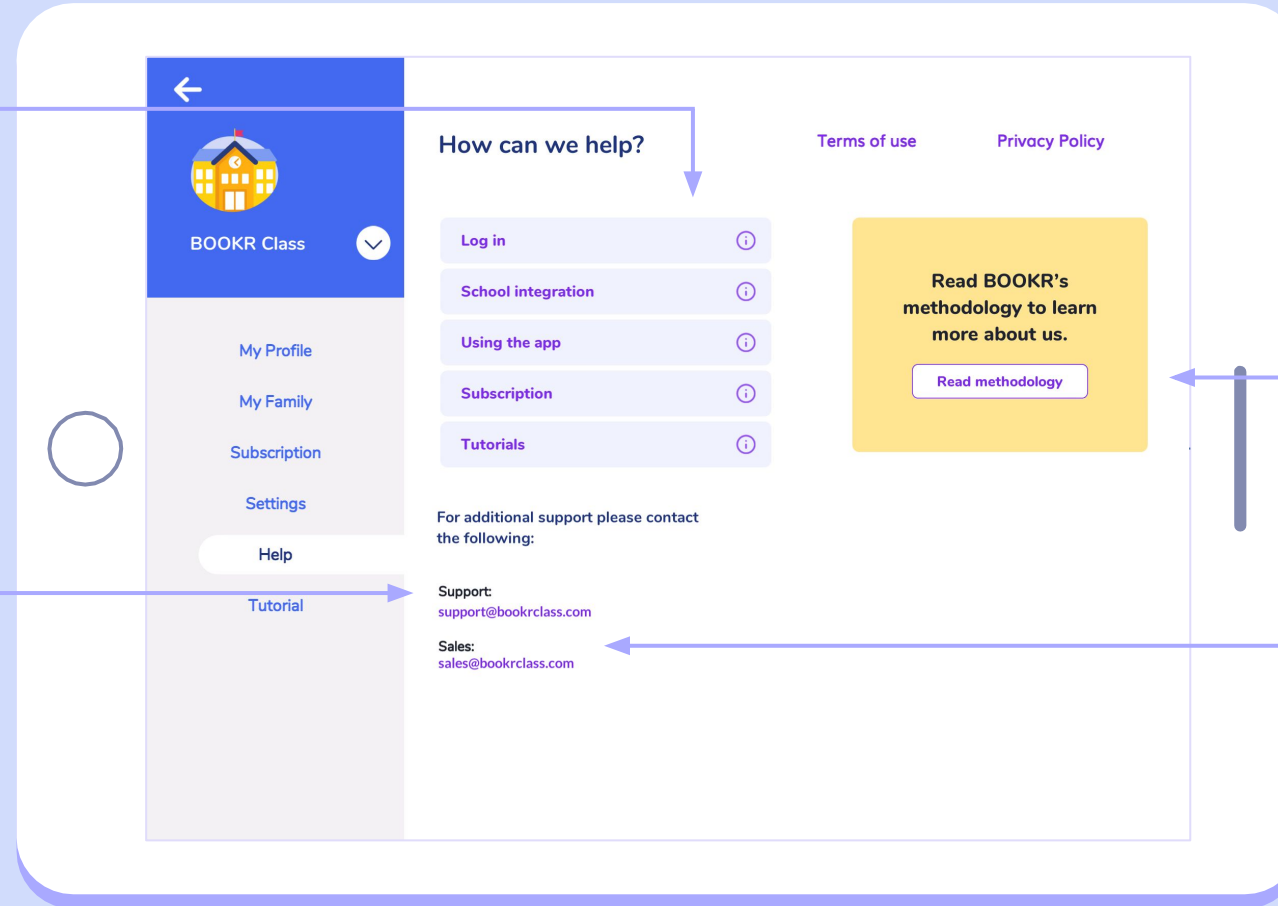
The left screenshot shows the 'Settings' screen. The 'Storage' section displays a progress bar and the text: 'Total storage: 30,511 MB', 'Free space: 13,975 MB'. Below this is a 'Manage Storage' button. The right screenshot shows the 'Manage Storage' dialog. It contains a table of books with their sizes and a 'Delete' button for each.

Book title	Size	Delete
Hashim's Room	22 mb	Delete
How Rabbit Killed the Giant	30 mb	Delete
2020 - A Year Without Sports?	6 mb	Delete
This Is a Seahorse	86 mb	Delete
What Is Sandro Doing?	23 mb	Delete
The Smith's Mystery	43 mb	Delete
Olin's Secret	82 mb	Delete
The Tale of Two Wolves	18 mb	Delete
Boo Is Dressing up for Halloween	3 mb	Delete

The storage capacity depends on the device's storage you use BOOKR Class on.

Find answers to  
Frequently Asked  
Questions here.

Contact Support if you  
have any questions.



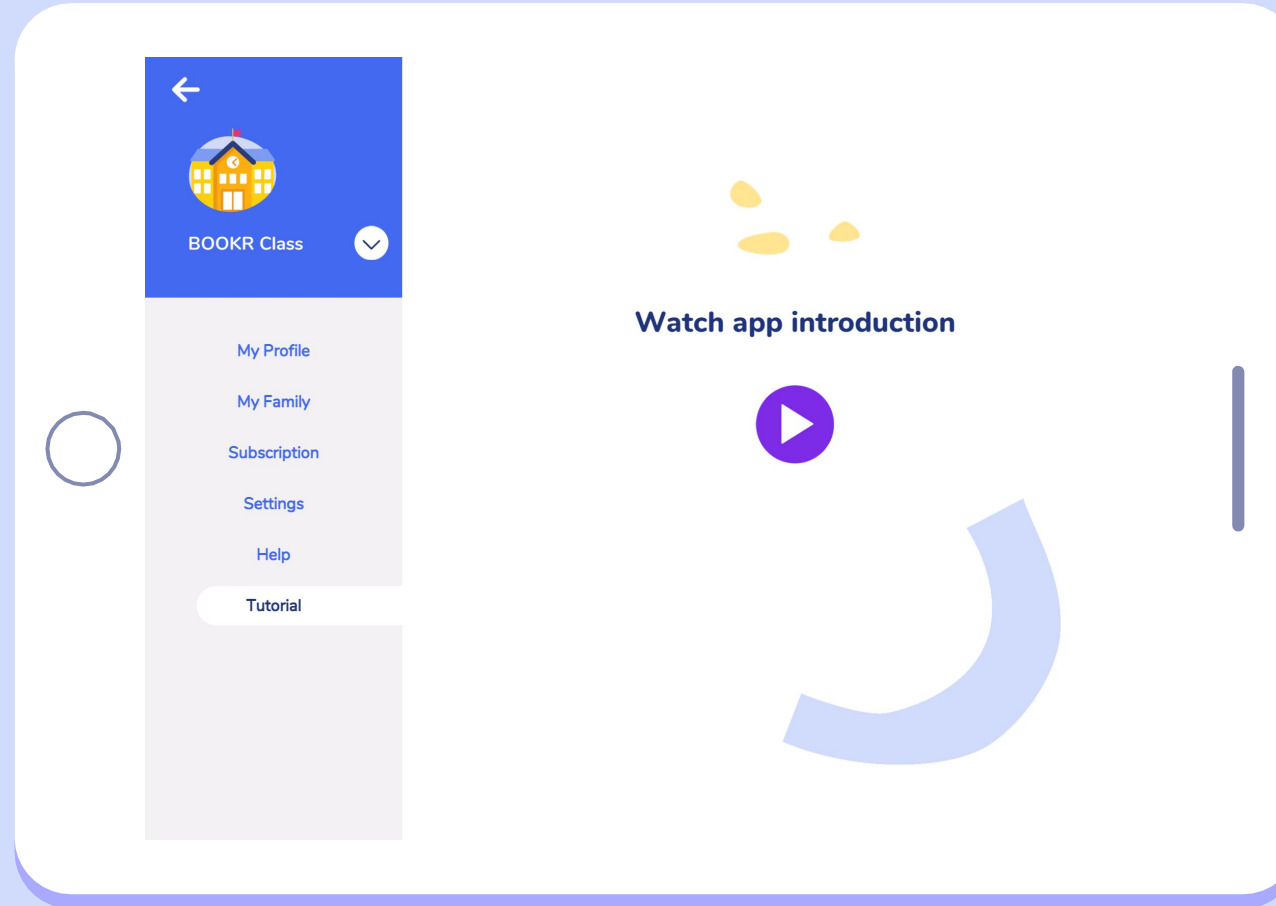
Read more about the  
BOOKR Methodology.

Contact Sales  
if you'd like to bring  
BOOKR Class to your  
school or upgrade your  
subscription.




# Tutorial

**Watch the tutorial video** to make sure you are familiar with the functions of BOOKR Class.



# Teacher's Dashboard



[Back to contents](#)

# Opening the Teacher's Dashboard

The screenshot shows the login interface for the Bookr Class Teacher's Dashboard. At the top left is the Bookr Class logo. The main heading is "Sign in". Below it are two input fields: "E-mail address" with the example "bookrclass@bookrkids.com" and "Password" with masked characters. A small eye icon is next to the password field. Below the fields are three buttons: "Sign in", "Sign In with Plurall", and "Forgot password?". Annotations with arrows point to the "Sign in" text, the email field, the password field, the eye icon, and the "Forgot password?" link.

Username

Password

BOOKR  
CLASS

**Sign in**

E-mail address  
bookrclass@bookrkids.com

Password  
.....

Sign in

Sign In with Plurall

Forgot password?

You can unhide your password by clicking on the “eye” symbol.

If you can't find your login details, click on **‘Forgot password’** and you'll receive a link by email to generate a new password.

[teacher.bookrclass.com](https://teacher.bookrclass.com)

You can switch between 'My students' and 'All students' in the school.

Search students by name or filter using the different categories.

Based on your search, the result will appear in this table. To see more details, scroll right.

The screenshot displays the 'Students' management interface in the BOOKR CLASS system. The left sidebar contains navigation options, with 'Students' currently selected. The main area provides an overview of the student population, including a total count of 198 students. Users can toggle between 'My students' and 'All students' views. A search bar allows for finding specific students, and various filters (Class, Level, Special, Hidden Level, Teacher, Learning difficulty, License status) are available to refine the results. At the bottom, a summary bar indicates the total number of students and provides options to print codes, export data, or manage the selected group.

# Students | Manage Selected

The screenshot displays the 'Manage Selected' interface in the BOOKR CLASS application. On the left is a blue sidebar with navigation links: Students, Teachers, School Admins, Licenses, Statistics, Books, Flashcards, Songs and Karaoke, Help Center, and Log out. The main content area is titled 'All Students (198)' and includes links for 'Print student codes', 'Export All', and a 'Manage selected' dropdown menu. Below these is a table with columns: Name, Class, Level, Lexile level, Specials, Hidden levels, Teachers, and Action. The table lists six students, with the first three selected (checkboxes checked). The 'Action' column for each selected student shows a 'Manage student' link. A yellow arrow points from the 'Manage selected' dropdown to the 'Manage student' link for Justine Case.

	Name	Class	Level	Lexile level	Specials	Hidden levels	Teachers	Action
<input checked="" type="checkbox"/>	Justine Case	1.a	1	256			Trial Demo, Gyányi, Bol Réka Berczi teacher Dol teacher	Manage student
<input checked="" type="checkbox"/>	Andrea Pallotta	1.b	1	178			Anna Boldo Réka Berczi teacher Dol teacher	Manage student
<input checked="" type="checkbox"/>	Edőcs Zsófi	1.b	4	480			Anna Boldo Réka Berczi teacher Dol teacher	Manage student
<input type="checkbox"/>	Harry Potter	1.a	2	221			Trial Demo, Gyányi, Bol Réka Berczi teacher Dol teacher	Manage student
<input type="checkbox"/>	Hermione Granger	1.a	3	420			Trial Demo, Gyányi, Bol Réka Berczi teacher Dol teacher	Manage student

Select one or more student(s) by ticking the box in front of their names.

After selecting one or more student(s), click on 'Manage selected' and choose an action from the dropdown list.

Read more on the next two pages.

**Add/Extend License:** Assign active licenses or extend already assigned ones to your students, which you can choose from your school's purchased license pool. Only those students who have an active license can access all books in the library app.

**Remove License:** If you would like to re-assign a license to another students, first remove it.

**Assign Books:** Choose the book you would like to assign to student(s). Once the students enter the app, they will receive a pop-up notification of the assignment, and the book will also appear in the "My Books" section

**Assign Tests:** Assign your student(s) the Lexile placement test, optionally with a deadline. In the dashboard you can see the score and the BOOKR level (1-9) to which your student(s) English proficiency corresponds.

**Hide Levels:** If you would like to hide certain levels from the students, select the levels from the list.

**Unhide Levels:** Unhide previously hidden levels.

**Assign Student to Class:** Create classes and assign students to them. This way, you can manage them by class.

# Students | Manage Selected actions



**Print Student Codes:** To make the login process easier for the entire class, you can download and print every students student codes with additional information and a QR code that leads to the Library application.

**Export Selected Student Data:** Download an Excel sheet with your student's general account data.

**Delete Student:** If you delete a student, all their reading data will be permanently lost and cannot be restored.

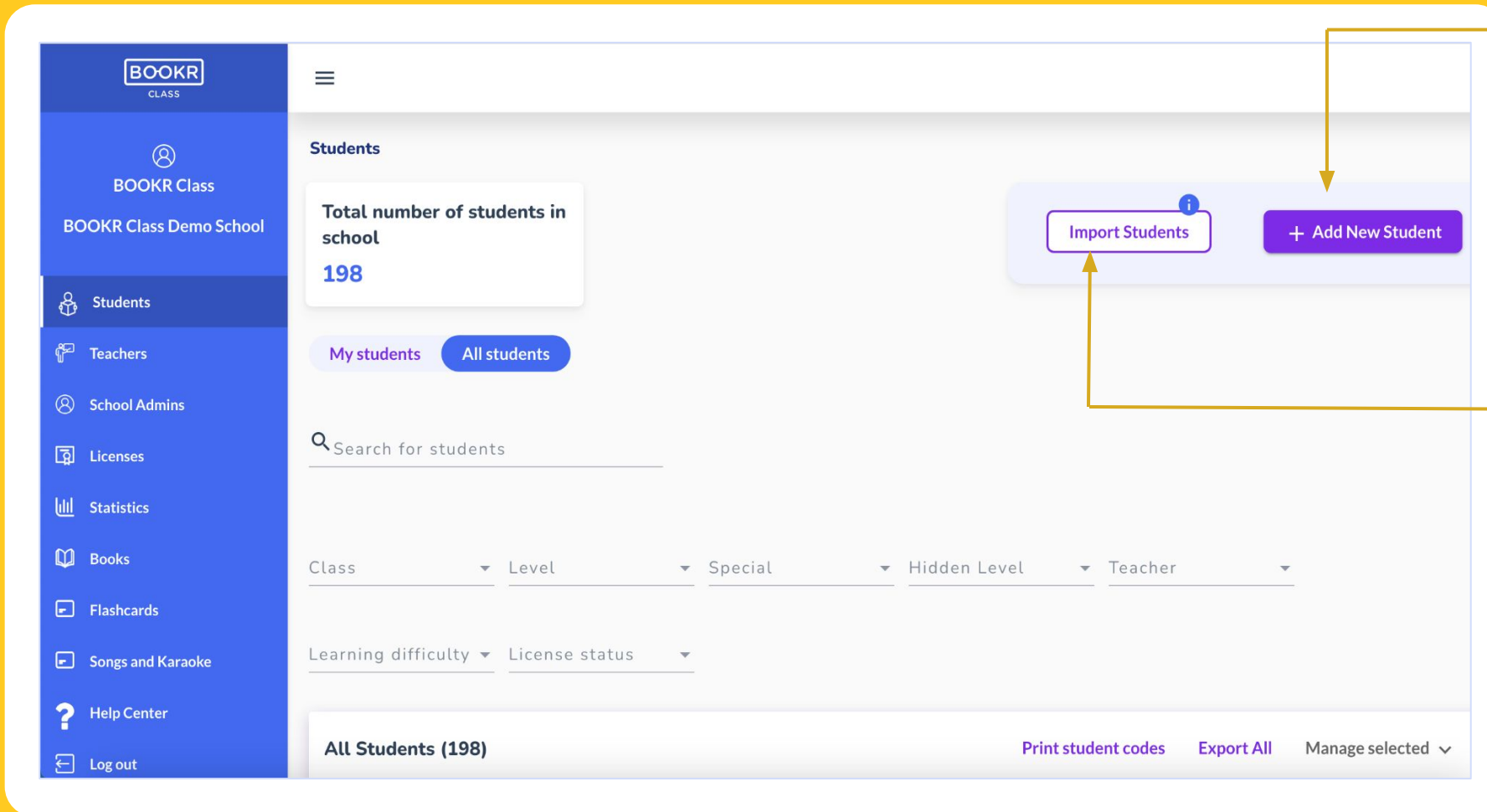
<div><div>BOOKR CLASS</div><div>Student code: HV7l6VOgXg</div><div>Name: Justine Case</div><div>Class: 1.a</div><div>Scan the QR-code and go to the app</div><div></div></div>	<div><div>BOOKR CLASS</div><div>Student code: 9692941412241460</div><div>Name: Andrea Pallotta</div><div>Class: 1.b</div><div>Scan the QR-code and go to the app</div><div></div></div>
<div><div>BOOKR CLASS</div><div>Student code: 8720041922090772</div><div>Name: Edőcs Zsófi</div><div>Class: 1.b</div><div>Scan the QR-code and go to the app</div><div></div></div>	<div><div>BOOKR CLASS</div><div>Student code: 3026038722706766</div><div>Name: Harry Potter</div><div>Class: 1.a</div><div>Scan the QR-code and go to the app</div><div></div></div>
<div><div>BOOKR CLASS</div><div>Student code: 4220627517395984</div><div>Name: Hermione Granger</div><div>Class: 1.a</div><div>Scan the QR-code and go to the app</div><div></div></div>	<div><div>BOOKR CLASS</div><div>Student code: USYYb6bEZ9</div><div>Name: Gyányi Dominika</div><div>Class: 1.b</div><div>Scan the QR-code and go to the app</div><div></div></div>



# Students | Student Import

To register a new student fill out the form and click 'Create Profile'. After this, the student code will automatically appear. First name, last name and birth year are mandatory fields, while the rest is optional.

Use this function if you'd like to **import a list of students at once**, to save time. Click the blue "i" to open the step-by-step instructions.



# Students | Student Import

BOOKR CLASS

BOOKR Class Demo School

Students / Student's Profile

**Profile**

1. Student's details

2. Parent's details

First Name

Last Name

Birth year

Lexile Level

Level

Parent's Name

Parent's Email

Learning Difficulties

**Student code**

Student code will be automatically generated after creating the profile.

**First Name, Last Name and Birth year are mandatory fields.** Optionally, you can provide the student's Lexile Level too.

Optionally teachers can provide parent's details. If you add parents, they will receive an email notification and track their child's progress.

**Student code** is needed for the student to log in to the Library app. This is automatically generated.

Optionally, you can provide the student's class(es) they belong to. This way you can connect teachers to their students.



# Students | Student's Profile

Select a student and click on  
'Manage Student' to open their  
individual student profile.

BOOKR CLASS

BOOKR Class Demo School

Students Teachers School Admins Licenses Statistics Books Flashcards Songs and Karaoke Help Center Log out

Search for students  
BOOKR

Class Level Special Hidden Level Teacher

Learning difficulty License status

All Students (3) Print student codes Export All Manage selected

	Name	Class	Level	Lexile level	Specials	Hidden levels	Teachers	Action
<input type="checkbox"/>	Emese BOOKR		2	274				Manage student
<input checked="" type="checkbox"/>	BOOKR Student	1.a	2	340			Trial Demo, Gyányi, Bol Réka Bercz teacher Dol teacher	Manage student
<input type="checkbox"/>	BOOKR Test Student		1	0				Manage student

BOOKR CLASS

BOOKR Class Demo School

Students / Student's Profile

BOOKR Student

Profile

1. Students's details 2. Parent's details

First Name  
BOOKR

Last Name  
Student

Birth year  
2005

Lexile Level  
340

Level  
2

Parent's Name

Parent's Email

Learning Difficulties

Lexile Tests (2)

A page with the student's  
information will appear.

The screenshot displays the BOOKR CLASS interface. On the left is a blue sidebar with navigation links: BOOKR CLASS, BOOKR Class (with a user icon), BOOKR Class Demo School, Students (highlighted), Teachers, School Admins, Licenses, Statistics, Books, Flashcards, Songs and Karaoke, Help Center, and Log out. The main content area is white and divided into two sections. The top section, 'Lexile Tests (1)', features a table with columns: Assigned From, Score, Test filled at, Deadline, Test Assigned, and Actions. A single row shows a score of 488 and a test date of 28-Jul-2023. Below the table are pagination controls showing 'Items per page: 10' and '1 - 1 of 1'. A purple '+ Add assignment' button is located at the bottom right of this section. The bottom section, 'Book Assignments (24)', also has a table with columns: Title, Type, Coins ↑, Date Assigned, Assign expire date, and Completed un. The first row shows the title '3rd Century'. A yellow arrow points from the 'Add assignment' button in the Lexile Tests section to the 'Assign expire date' column header in the Book Assignments section.

	Assigned From	Score	Test filled at	Deadline	Test Assigned	Actions
<input type="checkbox"/>		488	17:50/28-Jul-2023		28-Jul-2023	

Items per page: 10 1 - 1 of 1

[+ Add assignment](#)

	Title	Type	Coins ↑	Date Assigned	Assign expire date	Completed un
<input type="checkbox"/>	3rd Century					

**Scroll down** the student's profile and see a list of their Lexile test assignments.

**Assign the Lexile Test to your student.**

After the test is completed, you will see the score the student received.

Click on **'Add assignment'** and a window will pop up to set the expiration date by which the student must complete the test.

Scroll down the student's profile and see a detailed list of their book assignments.

**BOOKR CLASS**

BOOKR Class  
BOOKR Class Demo School

Students

Teachers

School Admins

Licenses

Statistics

Books

Flashcards

Songs and Karaoke

Help Center

Log out

**Book Assignments (24)**

Manage selected ▾

<input type="checkbox"/>	Title	Type	Coins	Date Assigned	Assign expire date	Completed until
<input type="checkbox"/>	21st Century Love	Book		31-Jan-2023		No due date
<input type="checkbox"/>	A Blue Classroom	Book		31-Jan-2023		No due date
<input type="checkbox"/>	3090 Danger in Space	Book		31-Jan-2023		No due date
<input type="checkbox"/>	All About Your Body	Flashcard		01-Feb-2023		No due date
<input type="checkbox"/>	A Tale of Washing Hands	Book		08-Feb-2023		No due date
<input type="checkbox"/>	Terri and the Magic Rubberboots	Book		09-Feb-2023		No due date
<input type="checkbox"/>	Paul and the Polar Bears	Book		09-Feb-2023		No due date

**BOOKR CLASS**

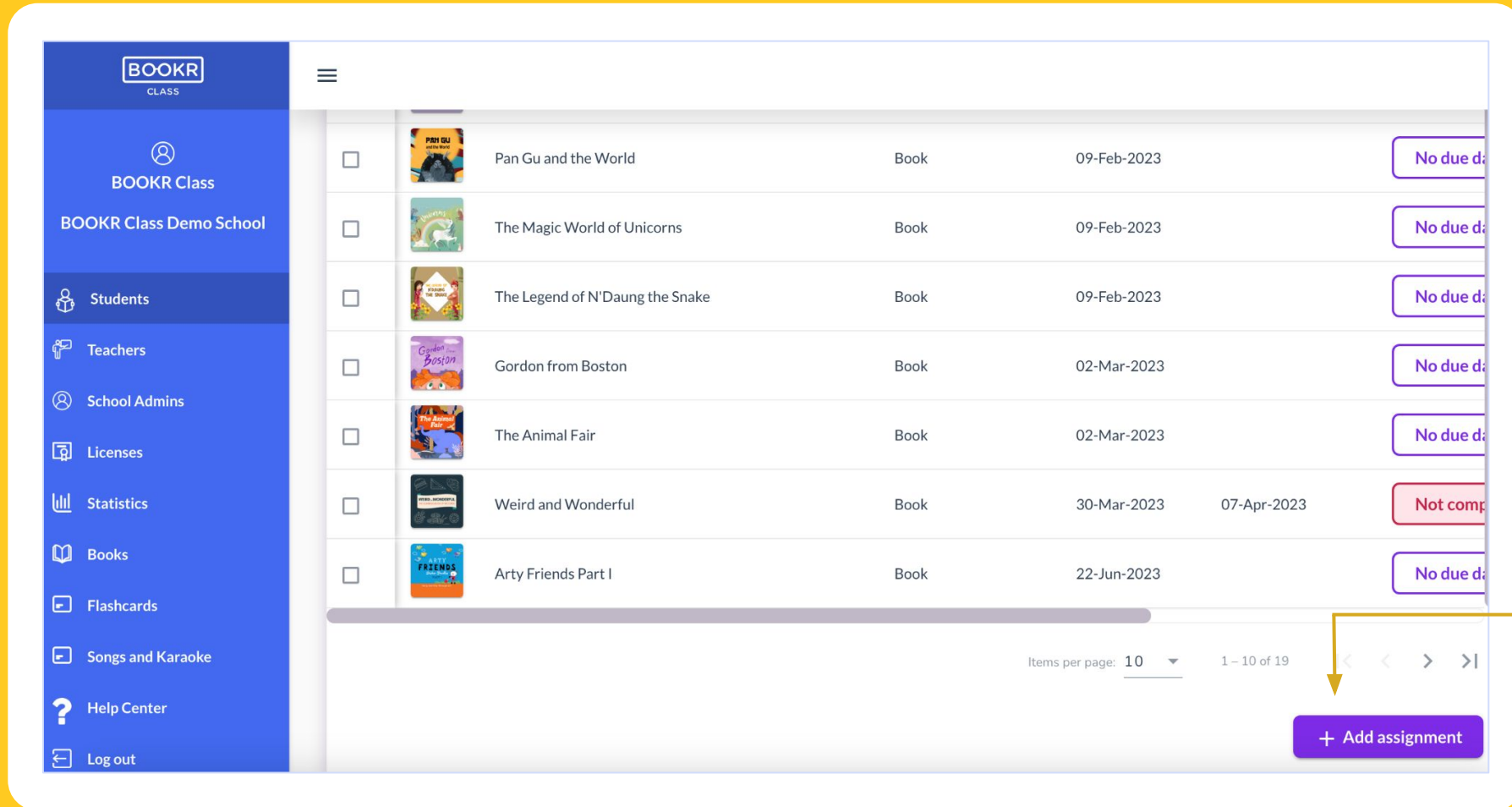
BOOKR Class  
BOOKR Class Demo School

**Book Assignments (24)**

Manage selected ▾

<input type="checkbox"/>	Type	Coins	Date Assigned	Assign expire date	Completed until expire	Time spent reading	Assigned by	Actions
<input type="checkbox"/>	Book		31-Jan-2023		No due date	0h 0m	BOOKR Class	
<input type="checkbox"/>	Book		31-Jan-2023		No due date	0h 0m	BOOKR Class	
<input type="checkbox"/>	Book		31-Jan-2023		No due date	0h 5m	BOOKR Class	
<input type="checkbox"/>	Flashcard		01-Feb-2023		No due date	0h 5m	BOOKR Class	
<input type="checkbox"/>	Book		08-Feb-2023		No due date	0h 0m	BOOKR Class	
<input type="checkbox"/>	Book		09-Feb-2023		No due date	0h 0m	BOOKR Class	
<input type="checkbox"/>	Book		09-Feb-2023		No due date	0h 0m	BOOKR Class	

Send reminder to the student in case they haven't read the book yet, or remove the book from the assignment list with the red bin.



The screenshot displays the BOOKR CLASS interface. On the left is a blue sidebar with navigation options: BOOKR Class, BOOKR Class Demo School, Students (selected), Teachers, School Admins, Licenses, Statistics, Books, Flashcards, Songs and Karaoke, Help Center, and Log out. The main content area shows a list of book assignments for a student. Each row includes a checkbox, a book cover, the book title, the type (Book), the due date, and an action button. The books listed are: Pan Gu and the World, The Magic World of Unicorns, The Legend of N'Daung the Snake, Gordon from Boston, The Animal Fair, Weird and Wonderful, and Arty Friends Part I. The bottom of the interface shows pagination controls: 'Items per page: 10' and '1 - 10 of 19'. A purple button labeled '+ Add assignment' is located at the bottom right of the list.

	Book Cover	Book Title	Type	Due Date	Action
<input type="checkbox"/>		Pan Gu and the World	Book	09-Feb-2023	No due d
<input type="checkbox"/>		The Magic World of Unicorns	Book	09-Feb-2023	No due d
<input type="checkbox"/>		The Legend of N'Daung the Snake	Book	09-Feb-2023	No due d
<input type="checkbox"/>		Gordon from Boston	Book	02-Mar-2023	No due d
<input type="checkbox"/>		The Animal Fair	Book	02-Mar-2023	No due d
<input type="checkbox"/>		Weird and Wonderful	Book	30-Mar-2023	07-Apr-2023 Not comp
<input type="checkbox"/>		Arty Friends Part I	Book	22-Jun-2023	No due d

Items per page: 10 1 - 10 of 19

+ Add assignment

Scroll down the student's profile and see a detailed list of their book assignments.

Click on 'Add assignment' and a window will pop up with all the books in the library.

Read more on the next page.

**Search** the library by title, keywords, and filter them based on the options below.

**Select** books.  
If you selected one or more book(s), click on 'Assign' or 'Assign Selected'. Then, in a window you can set an expiration date by which the student must read the assignment(s).

**Assign to student**

Search for books

Level Genre Topic Grammar

**All Books (737)**

	Title	Level	Genre	Topic	Grammar	Accent
<input type="checkbox"/>	2020 - A Year Without Sports?	2	activity book	People, Free time, Personality, Sport, Body and health	gerund and infinitive	American
<input type="checkbox"/>	21st Century Love	5	poem	People, Science, Relationships, Smart, Technology, Cute, Friends		American
<input type="checkbox"/>	3090 Danger in Space	3	story	Place of living, Travelling, Science, Smart, Vehicles, Friends	present tenses, prepositions, articles and nouns present	American

Assign selected



The screenshot displays the BOOKR CLASS interface for a student profile. The sidebar on the left contains the following links: BOOKR Class, BOOKR Class Demo School, Students (selected), Teachers, School Admins, Licenses, Statistics, Books, Flashcards, Songs and Karaoke, Help Center, and Log out. The main content area is divided into four sections:

- Student code:** Displays the code `i1K2eBKWCj` and a **Re-generate code** button. An orange arrow points from this button to the explanatory text on the right.
- Hidden levels (0):** A table with columns **Level** and **Actions**. It includes a pagination bar showing 'Items per page: 10' and '0 of 0', and a **+ Add** button.
- Classes involved (1):** A section titled 'Classes' containing a single entry: `1.a` with a close icon and the text 'Classes'.
- License:** A table with columns **Status**, **Start date**, and **Expiry date**. At the bottom right of this section are **Remove license** and **Extend license** buttons.

Your student's 10-digit **student code** will appear here. If you'd like to generate a new code, click 'Re-generate code'.

This unique code is **automatically generated** after creating a student account, however, without an active licenses they only have access to the free content of the Library.

# Students | Student's Profile | Level Hiding

**BOOKR CLASS**

**BOOKR Class**  
BOOKR Class Demo School

**Students**

**Teachers**

**School Admins**

**Licenses**

**Statistics**

**Books**

**Flashcards**

**Songs and Karaoke**

**Help Center**

**Log out**

**Student code**  
i1K2eBKWCj [Re-generate code](#)

**Hidden levels (0)**

Level	Actions
Items per page: 10 0 of 0	
<a href="#">+ Add</a>	

**Classes involved (1)**

Classes

1.a [x](#) Classes

**License**

Status	Start date	Expiry date
<a href="#">Remove license</a> <a href="#">Extend license</a>		

If you don't want your students to see all 9 levels in the Library, you can use the 'Hide levels' function and restrict their access to certain levels.

**Hide level from student**

Hide selected

	Level	Action
<input checked="" type="checkbox"/>	1	<a href="#">Hide</a>
<input type="checkbox"/>	2	<a href="#">Hide</a>
<input checked="" type="checkbox"/>	3	<a href="#">Hide</a>
<input type="checkbox"/>	4	<a href="#">Hide</a>
<input type="checkbox"/>	5	<a href="#">Hide</a>
<input type="checkbox"/>	6	<a href="#">Hide</a>

Items per page: 10 1 - 6 of 6

The screenshot shows the BOOKR CLASS interface. On the left is a blue sidebar with a menu: BOOKR CLASS, BOOKR Class, BOOKR Class Demo School, Students (selected), Teachers, School Admins, Licenses, Statistics, Books, Flashcards, Songs and Karaoke, Help Center, and Log out. The main content area has three sections: 'Classes involved (1)' with a 'Classes' filter and '1.a' selected; 'License' with a table showing an 'Active' license from 28-Jul-2021 to 28-Jul-2024, and buttons for 'Remove license' and 'Extend license'; and 'Statistics' with four cards: Reading minutes (1781m), Game minutes (381m), Books completed (78), and Pages read (2224).

Status	Start date	Expiry date
Active	28-Jul-2021	28-Jul-2024

Reading minutes	Game minutes	Books completed	Pages read
1781m	381m	78	2224

**Remove the student's license** to take it away. If their license is removed, they are not able to access the content of the Library app anymore.

Click **'Extend license'**. A window pops up prompting you to choose a new licence from the pool.

The dialog box titled 'Add license to selected' shows a table with columns for Start date, Exp. date, and Available. It lists three license options, with the second one selected. At the bottom, it shows '1 selected / 3 total' and buttons for 'Cancel' and 'Add License'.

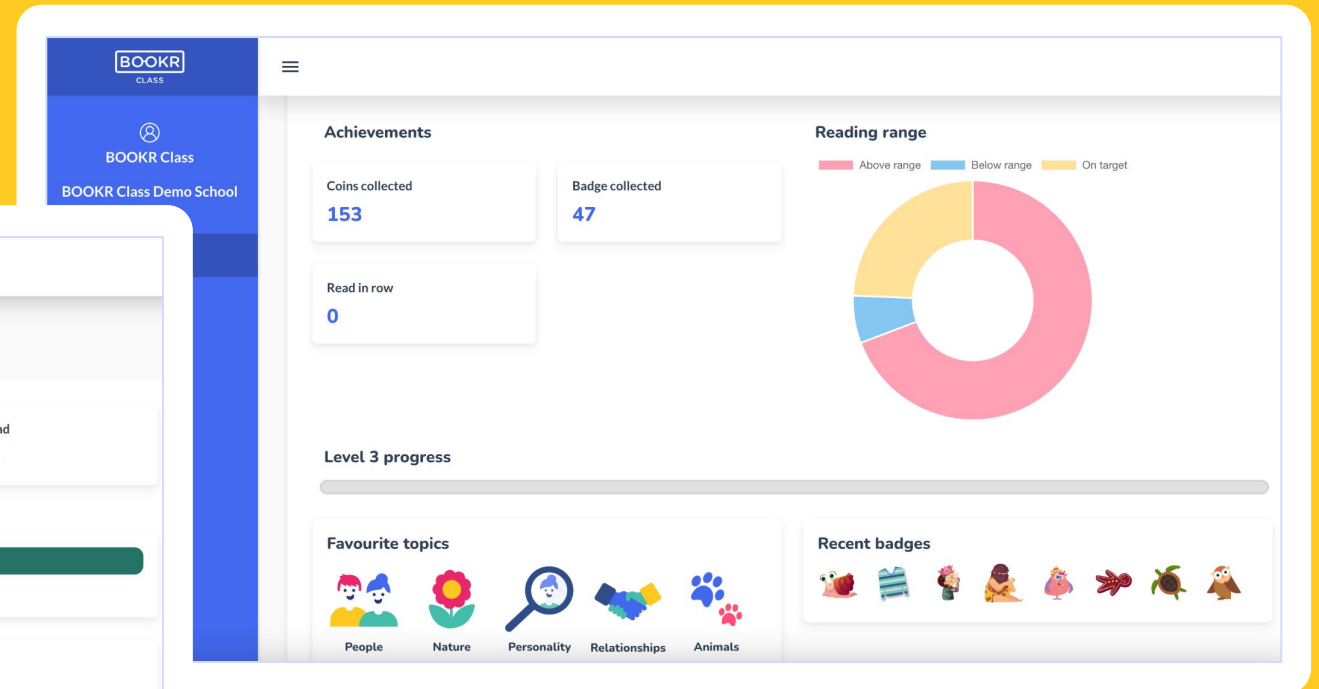
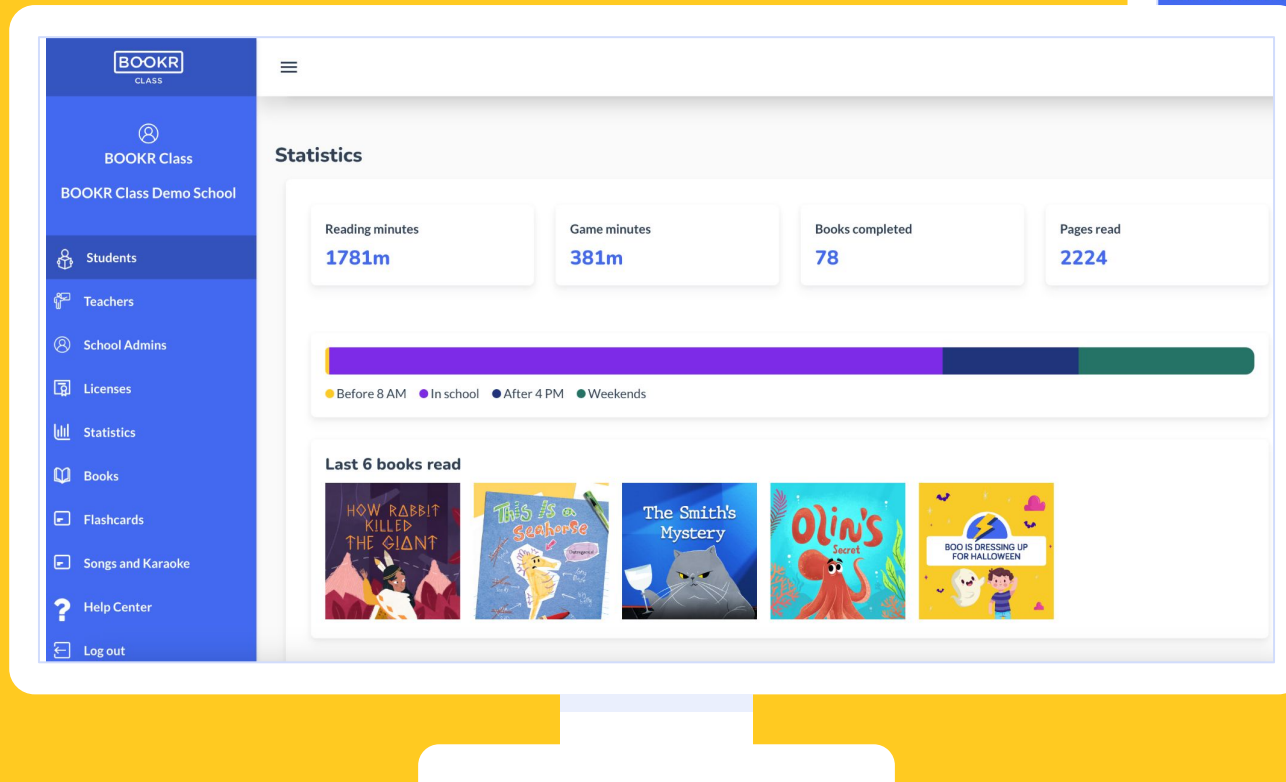
	Start date	Exp. date	Available
<input type="checkbox"/>	05-06-2021	11-30-2021	100
<input checked="" type="checkbox"/>	05-14-2021	08-31-2021	5
<input type="checkbox"/>	06-07-2021	08-31-2021	5

1 selected / 3 total

Cancel Add License

**Remember: only users with active licenses can access all books in the Library app.**

You can also see the same statistics about your student's **reading habits and achievements** that the student sees in the 'My Profile' view inside the Library application.



**BOOKR**  
CLASS

BOOKR Class  
BOOKR Class Demo School

Students  
Teachers  
School Admins  
Licenses  
Statistics  
Books  
Flashcards  
Songs and Karaoke  
Help Center  
Log out

**Favourite topics**

People Nature Personality Relationships Animals

**Recent badges**

**Learning progress**

New words total  
**174**

New words this month  
**0**

Words to master in level  
**718**

Books to complete in level  
**176**

**Developed skillsets with games**

vocabulary reading listening cognitive fun

Delete Profile Export Statistics Cancel Save Changes

Remember to click on  
'Save' every time you  
edit.

You can **delete** the student's  
profile here, but note that the  
data cannot be restored.

# Teacher's Dashboard Functions | Licenses

- Every user in the BOOKR Class system needs to have a **valid license** in order to use the app and/or Teacher's Dashboard.
- You can be a registered user and not have a license. In this case you are not able to access all the books in the Library even though you have an account.  
If you are a teacher without a valid license, you do not have access to the Library app but can access the Teacher's Dashboard.
- It's important to remember the end date of the licence and renew it before it ends.
- Each license has a start and end date, starting from the date your school has requested.
- You as a teacher can add or remove student licenses any time.
- Teacher licenses are managed by the School Admin appointed by the school.

See a summary of licences that your school has purchased.

A license can be reassigned to another user as many times as a teacher wants within its expiry.

**BOOKR CLASS**

Naomi Wang  
Test School

Students  
Teachers  
School Admins  
**Licenses**  
Statistics  
Books  
Flashcards  
Songs and Karaoke  
Help Center  
Log out

**Licenses**

**Total amount of licences in the school**  
**606**

Nr. of licenses	Start date	Exp. date	Available
500	01-Jul-2021	31-Jul-2023	391
2	04-Oct-2021	04-Oct-2022	0
2	07-Oct-2021	07-Oct-2022	0
102	10-Feb-2022	10-Feb-2023	99

**All users**  
**426**

**Active licenses**  
**116**

**Licences starting in less than 7 days**  
**0**

Search for teacher or student    Search for email

v1.7.0-beta.1

# Teacher's Dashboard Functions | Licenses

Scroll down the page to see the registered students.

Search users by name or use the filters.

See the current 'Licence status' here.

The screenshot displays the 'Licenses' section of the BOOKR CLASS Teacher's Dashboard. The sidebar on the left contains navigation links for Naomi Wang (Test School), Students, Teachers, School Admins, Licenses (selected), Statistics, Books, Flashcards, Songs and Karaoke, Help Center, and Log out. The top summary section features four cards: 'All users' (426), 'Active licenses' (116), 'Licences starting in less than 7 days' (0), and 'Licences expiring in less than 7 days' (0). Below these are search and filter options. The main table lists 13 licenses, with the first five shown. The 'Licence status' column uses colored labels: green for 'Active' and red for 'Missing'.

	Name ↑	Type	Student Code	Class	Licence status	St	Actions
<input type="checkbox"/>	Adam Sendanote	Student	zpFa2EE06M	1/b	Active	01	Manage license ▾
<input type="checkbox"/>	Anna Boleyn	Student	jQWLfOE0zf	1/b, 10	Active	01	Manage license ▾
<input type="checkbox"/>	Augustine Heralds	Student	yofpSXCzy5	1/b	Active	01	Manage license ▾
<input type="checkbox"/>	Barbara Schmidt	Student	SpXxtgnFdu	1/b, 4/b	Missing	N/	Manage license ▾

## License statuses:

**Active:** shows students that have full access to the Library App and can read all the books.

**Missing:** means the ones who can't access all the books in the Library App.

**Not yet started:** the license start date is in the future.

**Expired:** the license has passed its expiry date.



# Licenses | Manage License

BOOKR CLASS

Naomi Wang  
Test School

Students  
Teachers  
School Admins  
**Licenses**  
Statistics  
Books  
Flashcards  
Songs and Karaoke  
Help Center  
Log out

v1.7.0-beta.1

All users: 426  
Active licenses: 116  
Licences starting in less than 7 days: 0  
Licences expiring in less than 7 days: 0

Search for teacher or student  
Search for email  
Search for student code  
Type: Student  
Class: 1/b  
License status

All (13) Manage selected

	Name ↑	Type	Student Code	Class	Licence status	St	Actions
<input type="checkbox"/>	Adam Sendanote	Student	zpFa2EE06M	1/b	Active	01	Manage license
<input checked="" type="checkbox"/>	Anna Boleyn	Student	jQWLfOE0zf	1/b, 10	Missing	01	Manage license
<input type="checkbox"/>	Augustine Heralds	Student	yofpSXCzy5	1/b	Active	01	Manage license
<input type="checkbox"/>	Barbara Schmidt	Student	5pXxtgnFdu	1/b, 4/b	Active	N/	Manage license

Select and manage one or more student license(s) together or delete them from the system.

To grant license to a student, click on 'Manage license' and then add a license the same way as explained above.

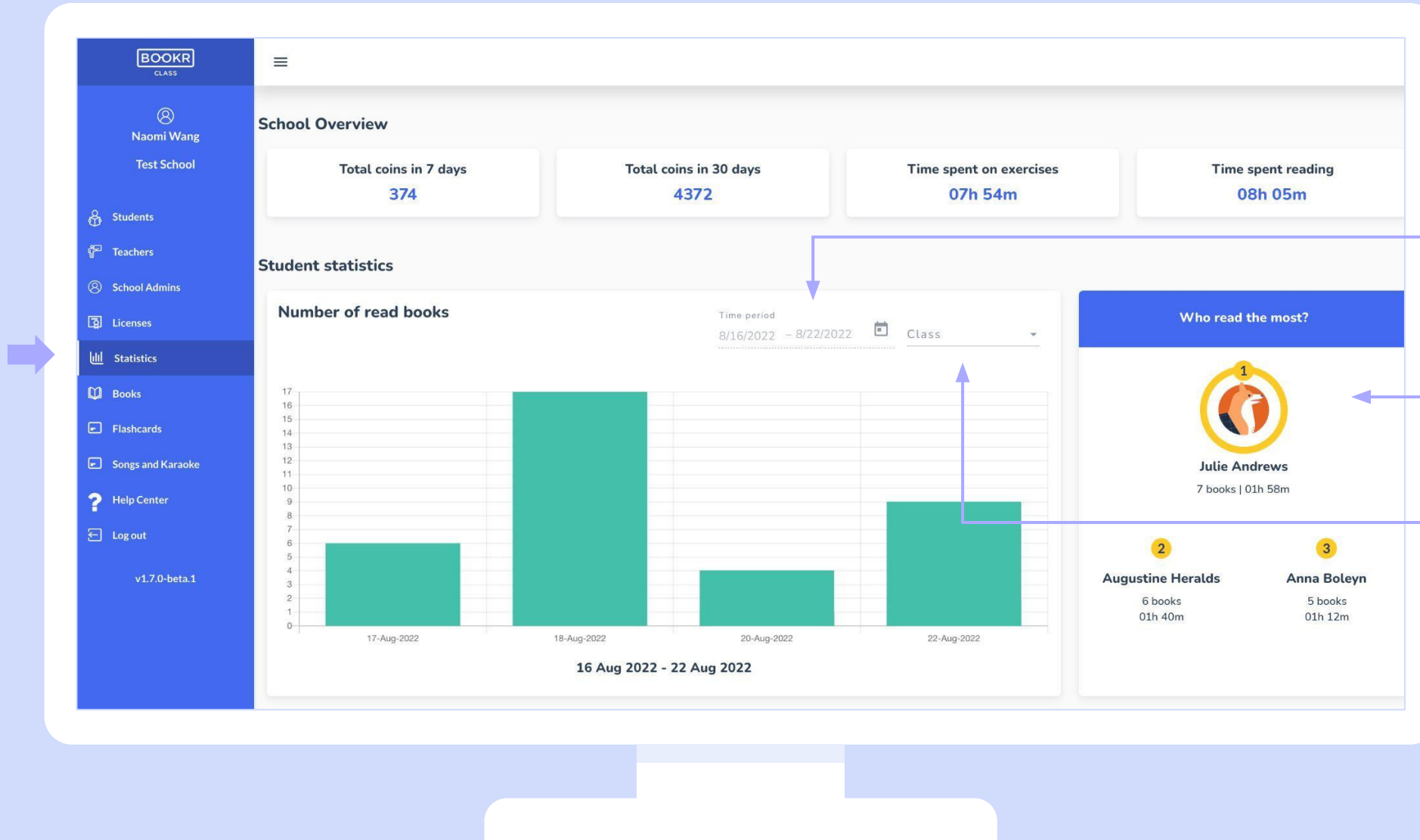
# Teacher's Dashboard Functions | Statistics

In this section you can see the overall achievement and reading activity of all students in your school.

Set the time period for which you'd like to see the statistics.

See the performance ranking of your students.

Filter by classes or time periods.



Scroll down the 'Statistics' page to see a list of students and their statistics.

Scroll right in the table for more information.

Click on 'View statistics' to open the student's individual statistics page.

BOOKR

CLASS

Naomi Wang

Test School

Students

Teachers

School Admins

Licenses

Statistics

Books

Flashcards

Songs and Karaoke

Help Center

Log out

v1.7.0-beta.1

My students

All students

Search for students

Class

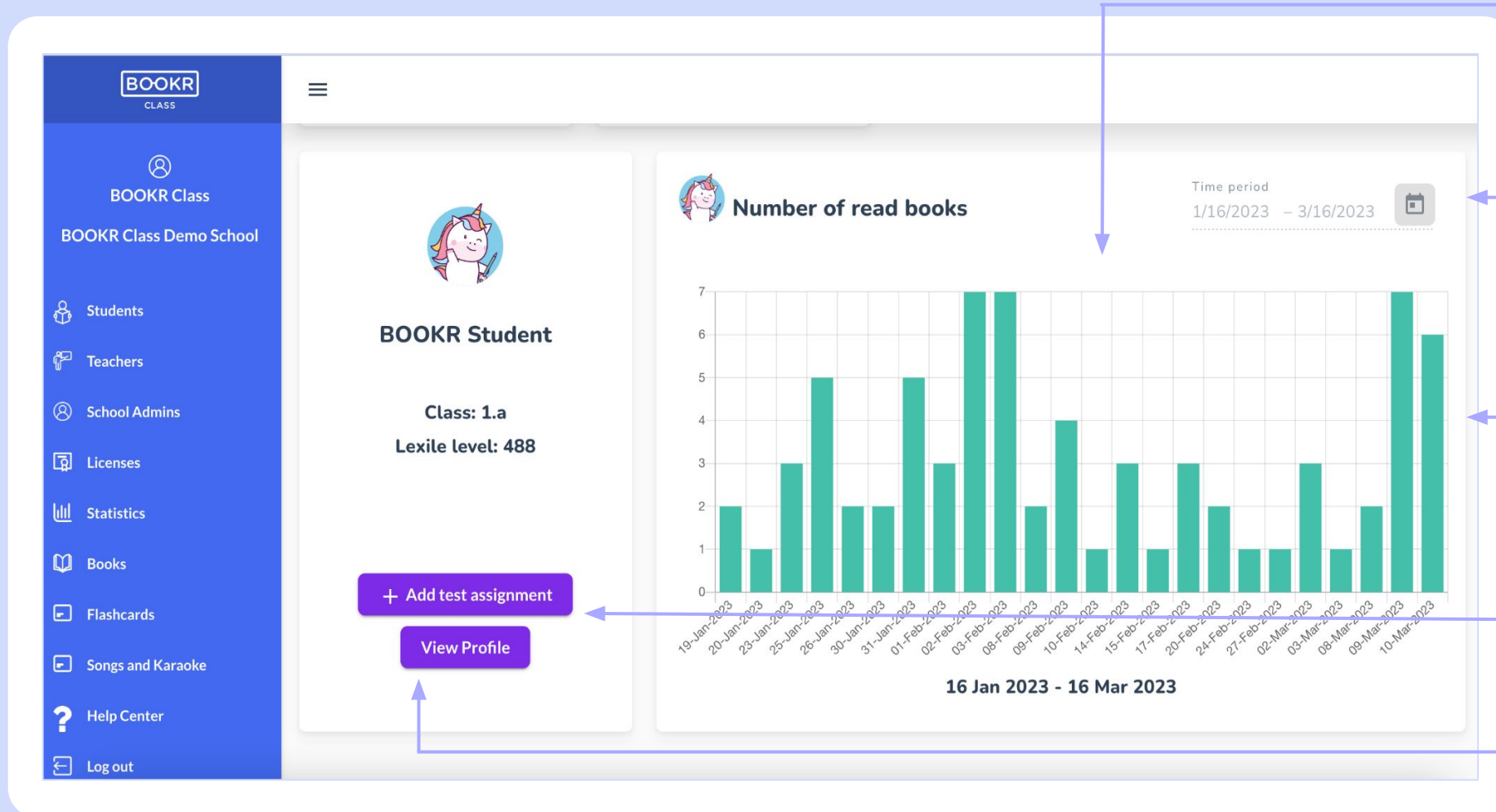
All Students (397)

Export Statistics

<input type="checkbox"/>	Name	Class	Book finished	Assigned books finished	Books started	Assigned books	Action
<input type="checkbox"/>	Roland Zoo	11/a	6	0	84	4	View statistics
<input type="checkbox"/>	Anna Boleyn	1/b, 10	46	9	152	18	View statistics
<input type="checkbox"/>	James Dean	1/b, 10	0	0	13	5	View statistics
<input type="checkbox"/>	Julie Andrews	1/a	91	11	229	13	View statistics
<input type="checkbox"/>	Jennifer Daylight	1/b, 1/a	11	0	147	1	View statistics
<input type="checkbox"/>	Mary Popkids	1/b, 1/a	15	2	55	6	View statistics

# Statistics | Student's Individual Statistics

BOOKR  
CLASS



**Statistics** of the number of books the student read in a set amount of time.

**Set the time period** from which you'd like to generate the student's reading statistics.

If you hover your mouse over a column, you will see the number of books read on the given day.

Assign the Lexile test to your student.

Open the profile page of the student.

# Statistics | Student's Individual Statistics

You can switch between all the books the student read and that the teacher has assigned to them.

Search read books based on book titles.

Set the reading status.

Set the time period of the reading activity you'd like to see.

The screenshot displays the BOOKR CLASS interface for viewing student reading statistics. The sidebar on the left contains navigation links: Students, Teachers, School Admins, Licenses, Statistics, Books, Flashcards, Songs and Karaoke, Help Center, and Log out. The top header shows the BOOKR CLASS logo and a hamburger menu. The main content area is titled 'Reading statistics' and features two tabs: 'All books read' (selected) and 'Assigned books'. Below the tabs is a search bar labeled 'Search for book'. There are also filters for 'Reading status' (a dropdown menu) and 'Time period' (a date range selector). The main table displays a list of books read by the student, with columns for Title, Reading status, Voice recordings, First open, Last open, Completed, and List of exercises. The table is titled 'All books read (234)' and includes an 'Export Statistics' link. The table contains five rows of book data, each with a checkbox, a book cover, the title, the reading status (all set to 'Started'), voice recordings (all 0), first and last open dates, completion status (all N/A), and a link to details.

	Title	Reading status	Voice recordings	First open	Last open	Completed	List of exercises
<input type="checkbox"/>	The Ant and the Cricket	Started	0	12:51/11-Oct-2022	12:51/11-Oct-2022	N/A	0/0 Details
<input type="checkbox"/>	Panda Panda: A Rainy Day	Started	0	18:21/26-Jul-2022	18:21/26-Jul-2022	N/A	0/0 Details
<input type="checkbox"/>	A Scandal in Bohemia	Started	0	03:57/11-Oct-2022	12:38/20-Jul-2023	N/A	0/0 Details
<input type="checkbox"/>	A Short Trip Home	Started	0	15:50/25-May-2023	15:50/25-May-2023	N/A	0/1 Details
<input type="checkbox"/>	Amy and Tom	Started	0	15:55/25-May-2023	15:55/25-May-2023	N/A	0/0 Details

BOOKR

CLASS

Naomi Wang

Test School

Students

Teachers

School Admins

Licenses

Statistics

Books

Flashcards

Songs and Karaoke


Help Center

Log out

v1.7.0-beta.1


Book statistics

Most assigned book




Are you ready for the lesson?

Spent most time with



Ancient Civilisations in Europe

Most added to favorites







Postcards from Summer

Search for books

Level

All Books (739)

	Title	Nr. of reads	Nr. of assigns	Nr. added to favorite	Total time spent reading	Action
	Ancient Civilisations in Europe	4	19	3	01h 08m	<a href="#">View Book</a>
	A Day at the Beach	14	35	2	01h 33m	<a href="#">View Book</a>
	The Ant and the Cricket	3	10	3	00h 30m	<a href="#">View Book</a>
	Anup and the Wonderful Oven	3	8	3	00h 50m	<a href="#">View Book</a>

Going back to the school view of Statistics, scroll down the page to find more details on the books. Search by titles or level and scroll right for more information.

Click ‘View Book’ to learn more about a certain book.

# Teacher's Dashboard Functions | Books

Find all the books in this section.

Certain books are completed with activity tips that you can download and use in class. To find these books easier, click on 'Books with activity tips'.

Search by keyword or book title and filter based on the options below.

By clicking on 'Manage book' you can open the profile page of the book or assign it to students.

The screenshot displays the BOOKR CLASS Teacher's Dashboard. The sidebar on the left contains navigation links: Students, Teachers, School Admins, Licenses, Statistics, Books (highlighted), Flashcards, Songs and Karaoke, Help Center, and Log out. The top bar shows the user's name, Naomi Wang, and the school, Test School. The main content area is titled 'Books' and includes a search bar and filter dropdowns for Level, Topic, and Grammar. Below these is a table titled 'All Books (603)' with columns for Title, Level, Lexile level, Recommended age group, Topic, and Actions. The table lists three books: '21st Century Love', 'A Blue Jackal?!', and 'A Busy Semester'. Each book has a 'Manage book' button in the Actions column. Arrows from the text on the right point to the 'Books' section header, the 'Books with activity tips' filter, the search bar, the filter dropdowns, and the 'Manage book' button.

	Title	Level	Lexile level	Recommended age group	Topic	Actions
<input type="checkbox"/>	21st Century Love	4	580	12 - 16	People, Science, Relationships, Smart, Technology, Cute, Friends	Manage book ▾
<input type="checkbox"/>	A Blue Jackal?!	2	0	6 - 10	Nature, Culture	Manage book ▾
<input type="checkbox"/>	A Busy Semester	5	730	12 - 16	School, Personality, Smart	Manage book ▾



The screenshot shows the BOOKR CLASS interface. On the left is a blue sidebar with the BOOKR CLASS logo and a user profile for Naomi Wang, Test School. The sidebar menu includes: Students, Teachers, School Admins, Licenses, Statistics, Books (highlighted), Flashcards, Songs and Karaoke, Help Center, and Log out. The version number v1.7.0-beta.1 is at the bottom of the sidebar. The main content area is titled 'Books / Book details'. It features a table with book metadata: Recommended age group (6 - 10), Level (1), Lexile level (200), Coins (2), a banana badge, and an Activity tip button labeled 'Download PDF'. Below this table is the book's cover for 'At the market', which depicts a man and a woman in a market setting with various fruits hanging from a string. To the right of the cover is the book's title 'At the market' and a short description: 'Tomatoes, strawberries, bananas: what else can you find at a market? Let's shop together!'. Further right, the publisher information is listed: Publisher: BOOKR Kids, Author: Sara E., Illustrator: Fanni Sipos, Narrator: Caroline Boulton, and ISBN: 0000000000. A yellow arrow points from the 'Download PDF' button to the text 'Download activity tips to use in class.' on the right. Another yellow arrow points from the 'Download PDF' button to the text 'See details of the book's BOOKR level, Lexile level and age group.' on the right.

**BOOKR**  
CLASS

Naomi Wang  
Test School

Students  
Teachers  
School Admins  
Licenses  
Statistics  
**Books**  
Flashcards  
Songs and Karaoke  
Help Center  
Log out

v1.7.0-beta.1

**Books / Book details**

Recommended age group	Level	Lexile level	Coins	Badge	Activity tip
6 - 10	1	200	2		<a href="#">Download PDF</a>

**At the market**  
Tomatoes, strawberries, bananas: what else can you find at a market? Let's shop together!

Publisher: BOOKR Kids  
Author: Sara E.  
Illustrator: Fanni Sipos  
Narrator: Caroline Boulton  
ISBN: 0000000000

**Download** activity tips to use in class.

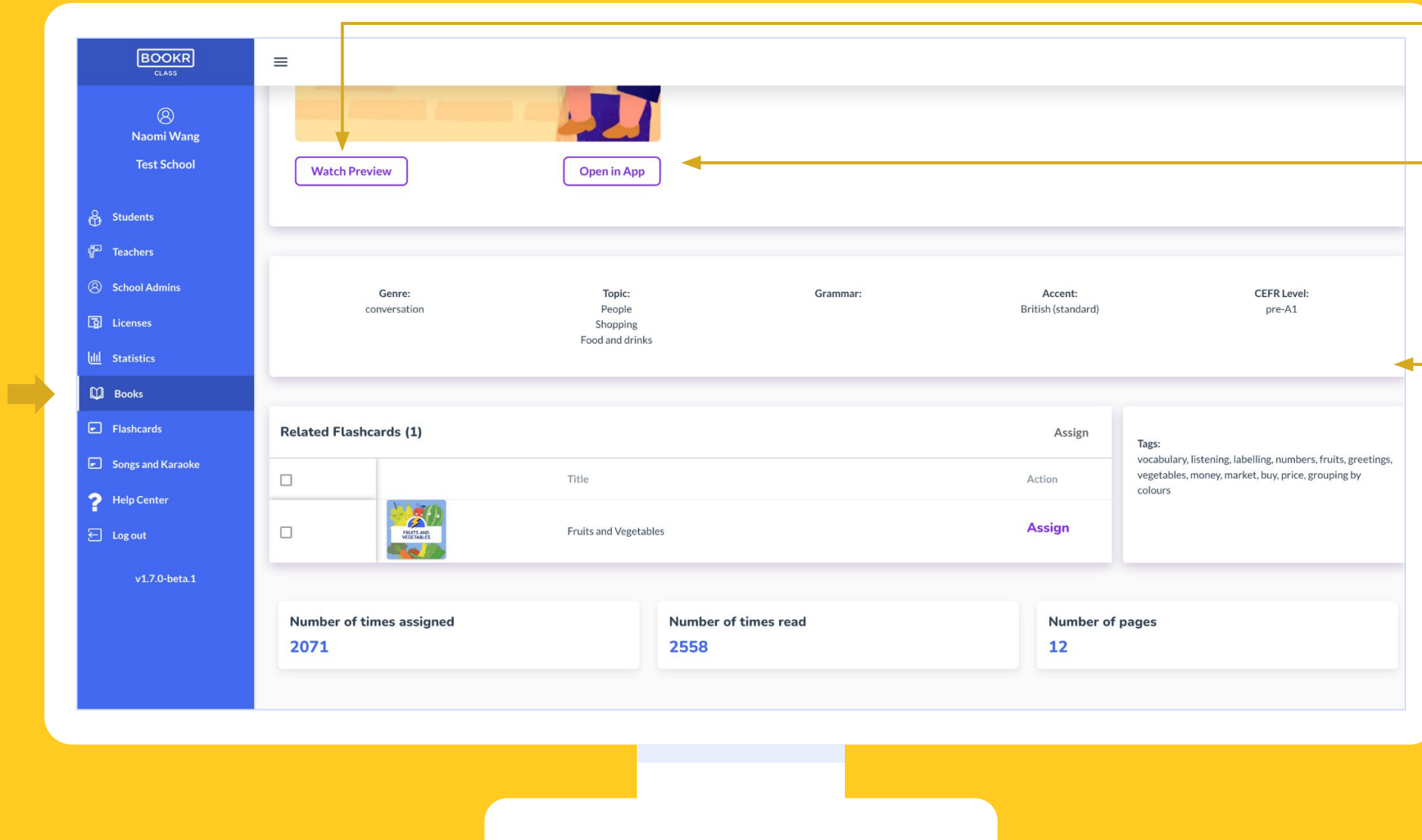
See details of the book's BOOKR level, Lexile level and age group.

# Books | Book Details Page

Watch the book in a **video format** by clicking here.

By clicking here, you can open the whole **interactive** book directly in the app.

See more details here.



You can **Assign/Remove** books after selecting them.

By clicking on '**Manage book**' you can open the profile page of the book or assign it to students. When you assign a book a following page opens.

**BOOKR**  
CLASS

Naomi Wang  
Test School

Students  
Teachers  
School Admins  
Licenses  
Statistics  
**Books**  
Flashcards  
Songs and Karaoke  
Help Center  
Log out

v1.7.0-beta.1




**Books**

All books Books with activity tips

Search

Level Topic Grammar

**All Books (603)** Assign/Remove selected

	Title	Level	Lexile level	Recommended age group	Topic	Actions
<input type="checkbox"/>	 21st Century Love	4	580	12 - 16	People, Science, Relationships, Smart, Technology, Cute, Friends	Manage book ▼
<input type="checkbox"/>	 A Blue Jackal?!	2	0	6 - 10	Nature, Culture	Manage book ▼
<input type="checkbox"/>	 A Busy Semester	5	730	12 - 16	School, Personality, Smart	Manage book ▼

# Books | Assign Books

Use the search bar or filters to select the students you'd like to assign the book to, and click 'Assign' or 'Remove'.

**Assign to student**

Search for students

Class: 4/a | Level: | License status:

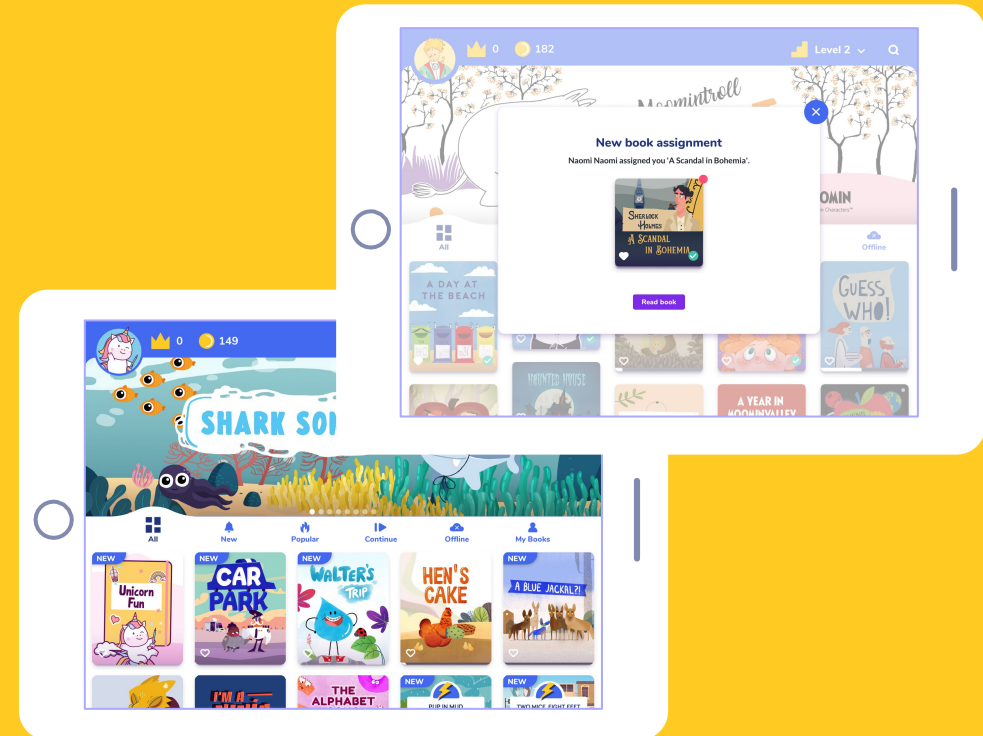
**All Students (149)**

	Name	Class	Level	Lexile level	Licence status	
<input checked="" type="checkbox"/>	Julie Andrews	4/a	2	227	Active	
<input checked="" type="checkbox"/>	Jennifer Daylight	4/a		512	Active	08-31-2021
<input type="checkbox"/>	Catherine Delavere	4/a			Active	08-31-2021
<input type="checkbox"/>	Augustine Heralds	4/a		230	Active	08-31-2021
<input type="checkbox"/>	Brigitta Karakó	4/a	1		Active	08-31-2021
<input type="checkbox"/>	béla huszar	4/a	1		Active	08-31-2021

Items per page: 10 | 1 - 6 of 6 | < > >|

Close

The students will be notified about the assignment in the app and these books will appear in their 'My Books' section as well.



# Teacher's Dashboard | Flashcards

Find all the Flashcards in this section.

As with the books you can **search** by keywords and titles.

Click **'Download PDF'** and a printable version of the flashcards will load in a new window. Print the flashcards to use offline in class.

Click **'Manage Flashcard'** and assign them to students or visit the details page of the flashcard set.

BOOKR CLASS

Naomi Wang  
Test School

Students  
Teachers  
School Admins  
Licenses  
Statistics  
Books  
Flashcards  
Songs and Karaoke  
Help Center  
Log out  
v1.7.0-beta.1

Flashcards

Search for flashcards

Level

All Flashcards (100)

Assign/Remove selected

<input type="checkbox"/>	Thumbnail	Title	Level	Coins	Print material	Actions
<input type="checkbox"/>		A Car's Day	3	5		Manage flashcard ▾
<input type="checkbox"/>		A Frog's Life	2	3		Manage flashcard ▾
<input type="checkbox"/>		All About Your Body	2	2	Download PDF	Manage flashcard ▾
<input type="checkbox"/>		Animals Around Us	2	2	Download PDF	Manage flashcard ▾
<input type="checkbox"/>		Are You Free on Friday?	3	3		Manage flashcard ▾

# Teacher's Dashboard Functions | Songs & Karaoke

Find all the songs and their karaoke versions in this section.

As with the books you can **search** by keywords and titles.

Click '**Manage Song**' and assign them to students or visit the song's details page.

**BOOKR**  
CLASS

Naomi Wang  
Test School






Students  
Teachers  
School Admins  
Licenses  
Statistics  
Books  
Flashcards  
**Songs and Karaoke**  
Help Center  
Log out  
v1.7.0-beta.1

**Songs and Karaoke**

Search for songs and Karaoke

Level ▾

**All songs and Karaoke (36)** Assign/Remove selected

<input type="checkbox"/>	Title	Level	Genre	Coins	Actions
<input type="checkbox"/>	 Baa Baa Black Sheep	2	song	3	<a href="#">Manage Song</a> ▾
<input type="checkbox"/>	 Bingo	3	song	5	<a href="#">Manage Song</a> ▾
<input type="checkbox"/>	 Bingo karaoke	3	song	5	<a href="#">Manage Song</a> ▾
<input type="checkbox"/>	 Colors	1	song	2	<a href="#">Manage Song</a> ▾
<input type="checkbox"/>	 Count to ten!	1	song	1	<a href="#">Manage Song</a> ▾

# Teacher's Dashboard Functions | My Profile

The screenshot shows the 'My Profile' page of the BOOKR CLASS dashboard. The left sidebar contains navigation links: Naomi Wang (Test School), Students, Teachers, School Admins, Licenses, Statistics, Books, Flashcards, Songs and Karaoke, Help Center, and Log out. The main content area is divided into three sections: Profile, Change password, and Classes involved (1). The Profile section has input fields for First name (Naomi), Last name (Wang), and Email (julianaborzsei@yahoo.com). The Change password section has input fields for Current password and New password, with a 'Delete Profile' button. The Classes involved (1) section shows a table with one class, '1/a', and a 'Classes' button. The License section shows a table with columns for Status, Start date, and Expiry date, and buttons for 'Remove license' and 'Extend license'. Annotations with arrows point to the user's name in the sidebar, the 'Change password' section, the 'Classes involved (1)' section, and the 'Extend license' button.

BOOKR CLASS

Naomi Wang  
Test School

Students  
Teachers  
School Admins  
Licenses  
Statistics  
Books  
Flashcards  
Songs and Karaoke  
Help Center  
Log out

v1.7.0-beta.1

My Profile

Naomi Wang

Profile

First name  
Naomi

Last name  
Wang

Email  
julianaborzsei@yahoo.com

Change password

Current password

New password

Delete Profile

Classes involved (1)

Classes

1/a

Classes

License

Status	Start date	Expiry date
	01-Jul-2024	01-Jul-2025

Remove license

Extend license

Edit your details by clicking on your name.

Update your **password**.

Assign yourself to **classes** to join with your students.

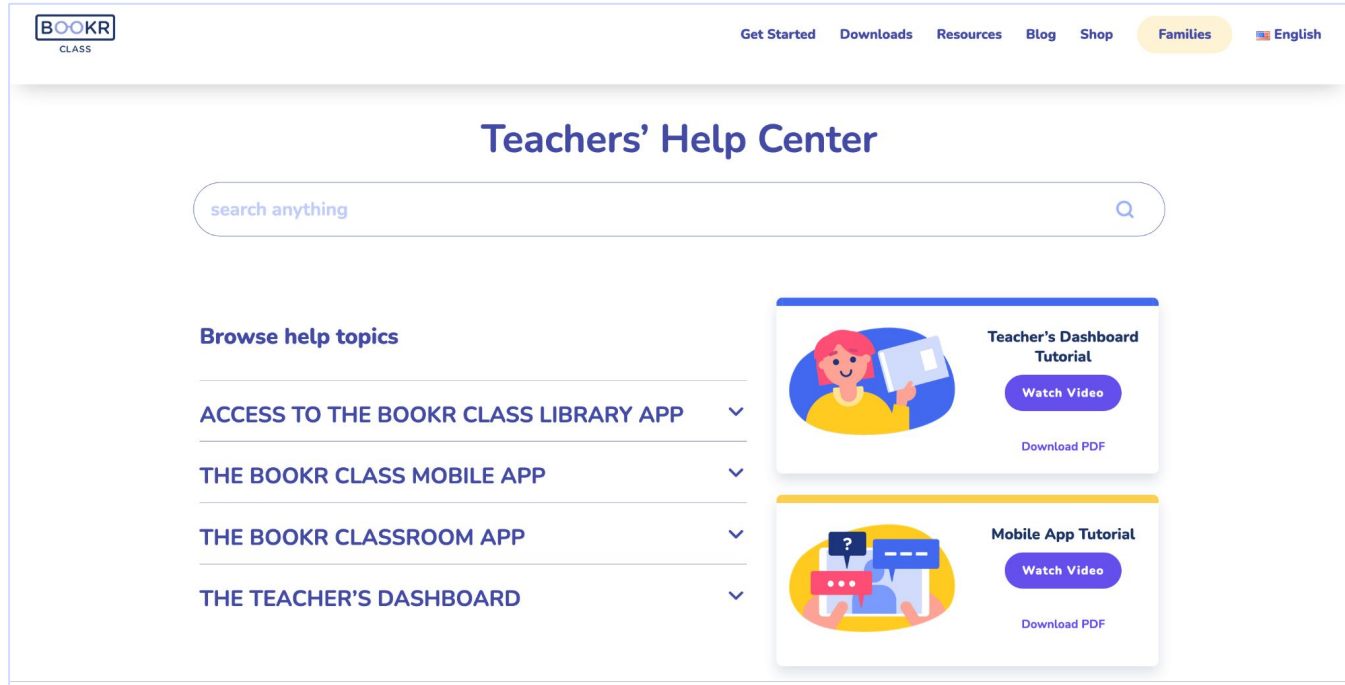
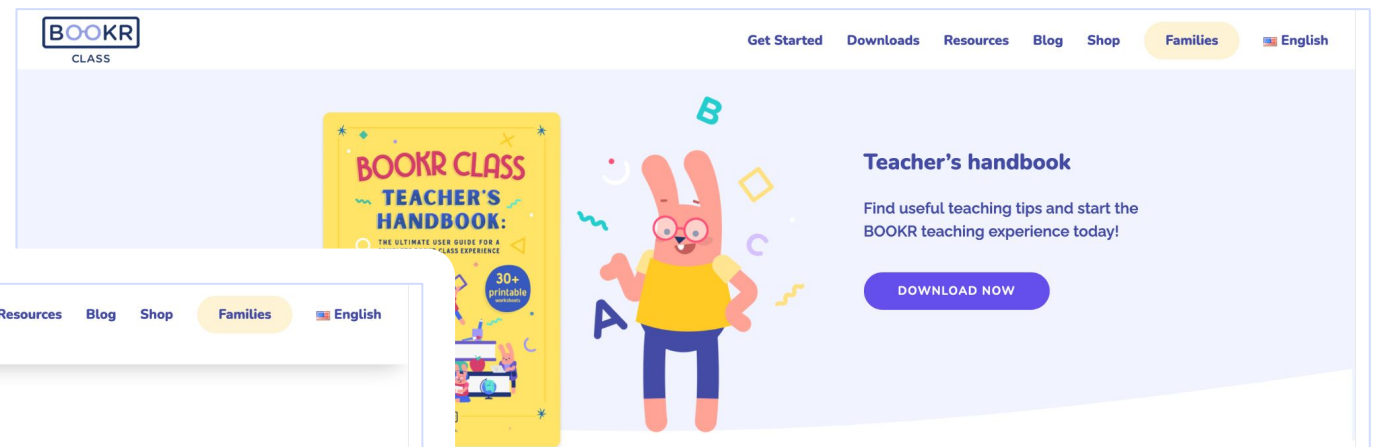
Manage your **licence** the same way as explained before.

When you are done, remember to click **'Save Changes'** in the bottom right corner.



# Teacher's Dashboard Functions | Help Center

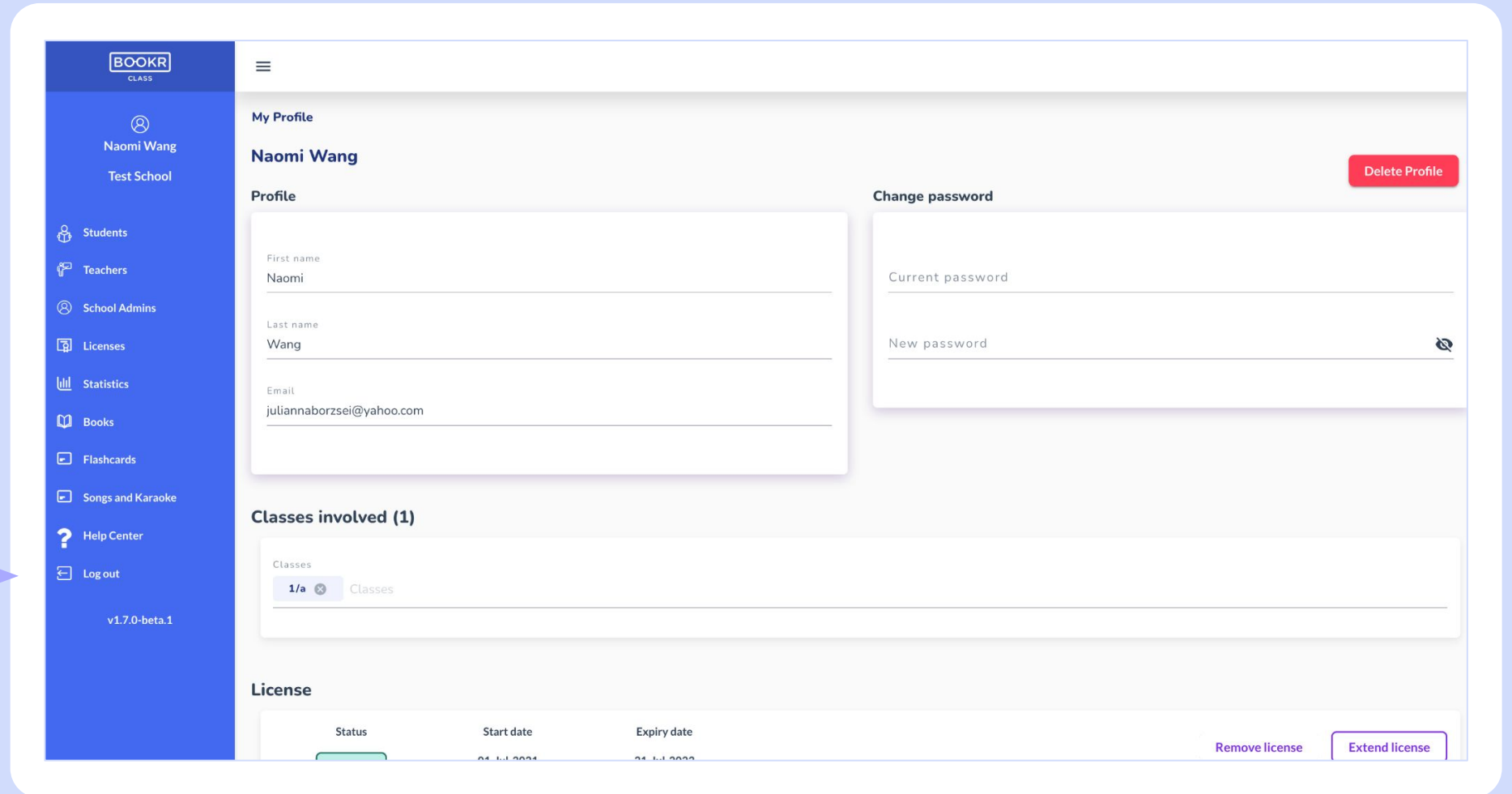
Click on 'Help Center' and visit the BOOKR Class Teacher's Help Center, which includes FAQs, tutorial videos, guides and useful resources.



# Teacher's Dashboard Functions | Logout



Click on '**Log out**' to sign out of the Teacher's Dashboard.





If you have any questions or technical  
problems, get in touch with us via  
**[support@bookrclass.com](mailto:support@bookrclass.com)**.

